

ગુજરાત શૈક્ષણિક સંશોધન અને તાલીમ પરિષદ, ગાંધીનગરના પત્ર-ક્રમાંક  
જીસીઈઆરટી/સી એન્ડ ઈ/૨૦૧૪/૨૨૨૨, તા. ૩-૨-૨૦૧૪-થી મંજૂર

Teacher edition is prepared  
separately for teachers and parents,  
which they must use.

# Environment

# Our Surroundings

## Standard 4

### (Semester I- Semester II)



#### PLEDGE

India is my country.

All Indians are my brothers and sisters.

I love my country and I am proud of its rich and varied heritage.

I shall always strive to be worthy of it.

I shall respect my parents, teachers and all my  
elders and treat everyone with courtesy.

I pledge my devotion to my country and its people.

My happiness lies in their will-being and prosperity.

Price : ₹ 42.00

Student's Name : \_\_\_\_\_

School's Name : \_\_\_\_\_

Class : \_\_\_\_\_ Roll No : \_\_\_\_\_



**Gujarat State Board of School Textbooks**

**'Vidyayan', Sector 10-A, Gandhinagar-382010**

## © Gujarat State Board of School Textbooks, Gandhinagar

Copyright of this book is reserved by Gujarat State Board of School Textbooks. No reproduction of this book in whole or in part, in any form is permitted without written permission of the Director of Gujarat State Board of School.

**Authors**

Shri Bhavesh Pandya	Shri Ketan Vyas
Shri Jayesh Patel	Shri Pravin Patel
Shri Pranav Vyas	Shri Manan Buddhdev
Shri Changabhai Kag	Shri Ashok Makwana
Shri Jashubhai Patel	Shri Haribhai Patel
Shri Kamlesh D. Patel	Shri Prakashbhai Shurma
Shri Aruna Parmar	Shri Bhavnaben Mori
Shri Minaxi Mehta	Shri Pushpa Parmar
Shri Vivek Trivedi	Shri Prakash Parmar
Shri Kamlesh K. Patel	

**Translators**

Dr. I. M. Bhatt  
Dr. B. K. Jain  
Ku. Rinku C. Suthar

**Reveiwers**

Dr. Viral B. Jadav  
Shri Dhaval Solanki  
Shri Army Joy  
Shri Kinnari M. Pandya  
Dr. K. Saroja  
Shri Dilip I. Padhiyar

**Language Correction**

Shri Vaibhav Kothari

**Artist**

Sarjan Graphics

**Co-ordinator**

Shri Chirag H. Patel  
(Subject co-ordinator : Physics)

**Preparation and Planning**

Shri Haresh S. Limbachiya  
(Dy. Director : Academic)

**Lay-out and Planning**

Shri Haresh S. Limbachiya  
(Dy. Director : Academic)

**PREFACE**

In keeping with the guidelines laid down under NCF-2005 and RTE-2009, structural pedagogical changes have come about in primary education, curriculum design and textbooks across India. This change refers to our understanding of concerned subjects and teaching-learning procedure on the whole. The primary objective of this syllabus is to foster creativity, out-of-box thinking, logical and analytical skills among young children. The Textbook Board of Gujarat takes pleasure in introducing the textbook of **Standard 4 Our Surroundings (Environment)** to students, teachers and parents painstakingly prepared by G.C.E.R.T., Gandhinagar.

IGNUS-erg Team Members have provided vital inputs and guided the State Resource Group members in the process of framing new syllabus and designing the textbooks. UNICEF and the core-group members of the concerned subjects have been quite helpful at various junctures.

Before prescribing this textbook in the schools across Gujarat, this book in Gujarati medium had been introduced in selected schools on an experimental basis. Based on the feedback received from the stakeholders, necessary changes have been incorporated by Gujarat Council of Education and Research Training in it. Gujarat State School Textbook Board convened a meeting of invited subject-experts and experts from GCERT to prepare the final draft of this textbook in Gujarati before prescribing it in the primary schools across Gujarat. Subsequently the final draft in Gujarati has been translated in to English.

Every effort has been made to maintain quality of the book and to cater to the taste of young students. We hope that young children will like the four-coloured form of this textbook and make the optimum use of this book. Efforts have been made to rid the book of errors. Still we solicit suggestions from all the stakeholders.

**Dr. Bharat Pandit**  
Director

Date : 3-3-2015

**Dr. Nitin Pethani**  
Executive President  
Gandhinagar

First Edition : 2015

**Published by :** Bharat Pandit, Director, on behalf of Gujarat State Board of School Textbooks, 'Vidyayan', Sector 10-A, Gandhinagar

**Printed by :**

## FUNDAMENTAL DUTIES

It shall be the duty of every citizen of India \* :

- (a) To abide by the Constitution and respect its ideals and institutions, the National Flag and the National Anthem;
- (b) To cherish and follow the noble ideals which inspired our national struggle for freedom;
- (c) To uphold and protect the sovereignty, unity and integrity of India;
- (d) To defend the country and render national service when called upon to do so;
- (e) To promote harmony and the spirit of common brotherhood amongst all the people of India transcending religious, linguistic and regional or sectional diversities; to renounce practices derogatory to the dignity of women;
- (f) To value and preserve the rich heritage of our composite culture;
- (g) To protect and improve the natural environment including forests, lakes, rivers and wild life, and to have compassion for living creatures;
- (h) To develop the scientific temper, humanism and the spirit of inquiry and reform;
- (i) To safeguard public property and to abjure violence;
- (j) To strive towards excellence in all spheres of individual and collective activity so that the nation constantly rises to higher levels of endeavour and achievement;
- (k) To provide opportunities for education by the parent or the guardian, to his child or a ward between the age of 6 and 14 years as the case may be.

\* Constitution of India : Section 51-C

# INDEX

## Semester-I

No.	Name of Lesson	Pg. No.
1.	Please... Be careful	1
2.	Just can't live without food	7
3.	Lush Green World	14
●	How much have you learnt ? – 1	21
4.	My Tehsil... (Taluka)	25
5.	Amazing World	33
6.	Dream of Gabu	42
●	How much have you learnt ? – 2	47

## Semester-II

7.	Map	52
8.	Our State, Our Government	59
9.	Love for Nation	63
●	How much have you learnt ? – 3	69
10.	Floating – Sinking	71
11.	Digestive organs	80
12.	Food – producers	84
13.	My school	93
●	How much have you learnt ? – 4	98







## Symbol/Pictogram

1.



Fill in the colours :



2.



Story :





3.

**Think and Say :**

● Who is your fast friend ?	● Which friends are living nearby your home ?
● Who teaches you at home ?	● Whose weight is more than yours among your friends ?

4.

**Outdoor Game :**

5.

**Song :** This symbol is for making the children sing song.

6.



**Discussion :**



7.




**Perform / Enact / Role Play :**



8.




**Classroom Activity :**







9.

**Read :**

10.

**Observation :**

No.	Name's of the object	Use		What is the use ?
		Yes	No	
1.	Table			
2.				

11.

**Puzzle :**



**12. Activity :****13. Write :**

Take an old newspaper and note down the following :

Name of the city or village	Three letter words



**Write :**

**Note down the details of the photographs.**

**14.**



**Project :**







1

## Please... Be careful



See and Write :



- What will happen, if two vehicles collide ?  
\_\_\_\_\_
- What harm may be caused to the people ?  
\_\_\_\_\_
- What damage may be caused to the things ?  
\_\_\_\_\_
- What damage may be caused to the vehicles ?  
\_\_\_\_\_

Please... Be careful

1



**Write :**

**How could this have happened ?**



- She might be inattentive, while cutting vegetables.
- She might be cutting vegetables very fast.
- Someone might have pushed her from backside, while she was cutting vegetables.



---

---

---

---

---

---

---

---



**Read :**

We know that even minor mistakes can harm a lot. Sometimes undue haste results into minor, major or horrible accident. One may get hurt or die in these kinds of accidents.

We have seen pictures of different accidents. Sometimes when we feel minor injury, we take first aid at home. In case of cuts, wound, minor burn or nose bleeding, we take first aid at home. The immediate help given to the injured person before taking him/her to the doctor is called first aid. Through this we can save one's life also.

**Think and Write :**

- Dhruv got hurt on the leg while playing in the school, now what treatment should be given? \_\_\_\_\_

---



---



---

**Read :**

- If blood flows out from the wound, we can press the wounded part with hand, cotton or cloth.
- It is harmful to cover and clean it with either sand or running water.
- Bandage the wound by using first aid box.

**Please... Be careful**



**Write :**



● **Don't run on the road.**

- \_\_\_\_\_
- \_\_\_\_\_
- \_\_\_\_\_
- \_\_\_\_\_
- \_\_\_\_\_



- \_\_\_\_\_
- \_\_\_\_\_
- \_\_\_\_\_
- \_\_\_\_\_
- \_\_\_\_\_



- \_\_\_\_\_
- \_\_\_\_\_
- \_\_\_\_\_
- \_\_\_\_\_
- \_\_\_\_\_

**Think and Say :**

- You are playing on the ground of your school. Suddenly Raju's nose starts bleeding. What will be your steps in this situation and which treatment will you give ?
- Smeet has got hurt his toe in the school. It is bleeding . Now, what will you do ?

**Write :**

Write about accident which you have seen.

Which kind of an accident was it ?	With whom accident occurred ?	What treatment was given ?

**Please... Be careful**

**5**











**Observation :**



**Discussion :**



**Write :**

	Turn right.
	
	
	
	





2

## Just can't live without food



**See and Write :**



No.	Name of the day	What have you eaten ?	Material used to prepare it

- What did you eat yesterday ? \_\_\_\_\_
- What would you like to eat ? \_\_\_\_\_



**Think and Say :**

- Do your friends eat same kind of food everyday ?
- What will happen, if we do not take different types of food ?



**Story :**

### Potatoes of Batakiyabhai !

There lived a Batakiyabhai. He liked potatoes the most. He used to take potato wafers in the breakfast, spicy potatoes at noon and sukibhaji-subji of potato in the dinner.

**Just can't live without food**

7



Whenever he got hungry, he ate only potato made items.

**Mother** : Dear, Will you eat brinjal ?

**Batakiyo** : 'No, I don't like it.'

**Mother** : Will you eat dal-rice ?

**Batakiyo** : No, I don't like that also.

**Mother** : Will you eat milk – chapaties ?

**Batakiyo** : 'No... No... I like only and only potatoes.

Batakiyabhai did not listen to anyone. He kept on eating only potatoes. One day he fell ill. The doctor came at home. He gave bitter medicine. He gave injection too. Batakiyabhai began to cry.

**Doctor** : His body has turned pale like a potato. What do you give him to eat ?

**Mother** : Sir, he eats only potatoes.

**Doctor** : Our body does not get nutrition from potato only. Give him milk, chapati, dal, rice, vegetables, pulses etc. in food now onwards.

**Mother** : But sir, he does not eat anything except potatoes.

**Doctor** : Then he will not get well only by medicine.

**Mother** : Oh ! what will happen now, sir ?



### Think and Say :

- What made Batakiyabhai fall ill ?
- What did doctor say to him ?
- Do you eat the same type of food everyday ?
- Do you feel ever like Batakiyabhai ?
- What do you have everyday in food at your home ?




















**Let's Remember** : Food gives nutrition to our body, we get different nutrients from different kinds of food. All the types of food are necessary for good health.





### Think and Say :

- What should Batakiyabhai eat ?
- Doctor made a list and gave it to Batakiyabhai's mother. Let us see the list.

					
	<b>Sugar</b>	<b>Jaggery</b>	<b>Lemon juice</b>		
					
<b>Gives energy</b>					
	<b>Groundnut</b>	<b>Butter</b>	<b>Fresh butter milk</b>		
					
<b>Milk</b>		<b>Curd</b>	<b>Fish</b>	<b>Pulses</b>	
					
		<b>Green leafy vegetables</b>	<b>Vegetables</b>	<b>Fruits</b>	
		<b>Keeps away from diseases (Protective food)</b>			

Just can't live without food



### Observation :



### Think and Say :

- Do you eat all types of food ?
- If, no then why not ?



### It is true :

- The food which gives us all the nutrients is called balanced diet.
- To get balanced diet is the right of every child.



### Write :

#### Write from observation :

- We take different items in food.

---

---

---

---

---





**Write :**

Vegetables	Fruits
•	• Apple
• Brinjal	•
•	•
•	•
•	•
•	•



**Ask and Write :**

List out your daily food and from which cereals you are getting it.

Name of food	Name of cereals
Chapati	
Rotlo	

**Activity :**

You will have cereals and pulses at your home. Bring five grains of each. Introduce them in the class. What have other friends brought ? Make a list.

Name of Cereals	Name of Pulses
• _____	• _____
• _____	• _____
• _____	• _____
• _____	• _____
• _____	• _____
• _____	• _____

**It is true :**

- Washing vegetables and cleaning grains before cooking would keep diseases away.
- Animals and birds do not eat unless they are hungry.
- Wash your hands – feet and face with soap before eating.
- It keeps one healthy.

**Discussion :**

- Have you seen food being cooked ?
- Suggest the different ways to cook food.
- What would happen if we eat raw food ?
- Which things can be eaten raw ?
- Which things can be eaten roasted ?





### Think and Write :

Item	To roast	To boil	To fry
Chapati/Rotlo			
Puri/Pakoda			✓
Khichadi			
Bhakhari			



### Read :

- Let us eat pure and hygienic food.
- Let us chew the food properly.
- Let us eat on time.
- Let us avoid over eating.
- We should drink enough water.







3



## Lush Green World






**Fill in the colours :**

**Draw a picture of a tree and colour it :**



### Think and Write :

Add names of your favourite vegetables and fruits	 Tree	 Shrub	 Climber
Chilli			
Mango	✓		
Bottlegourd			



### Read and Think :

- The plants which are small and have short lifespan, are called Shrubs.
- The plants which are very big and have longer lifespan, are called Trees.
- The plants which creep on land or need support of others to climb are called Climbers.



### **Activity :**

**Take impression of different leaves :**

A large, empty rectangular box with a blue border, intended for a drawing or writing activity.





**Observation :**

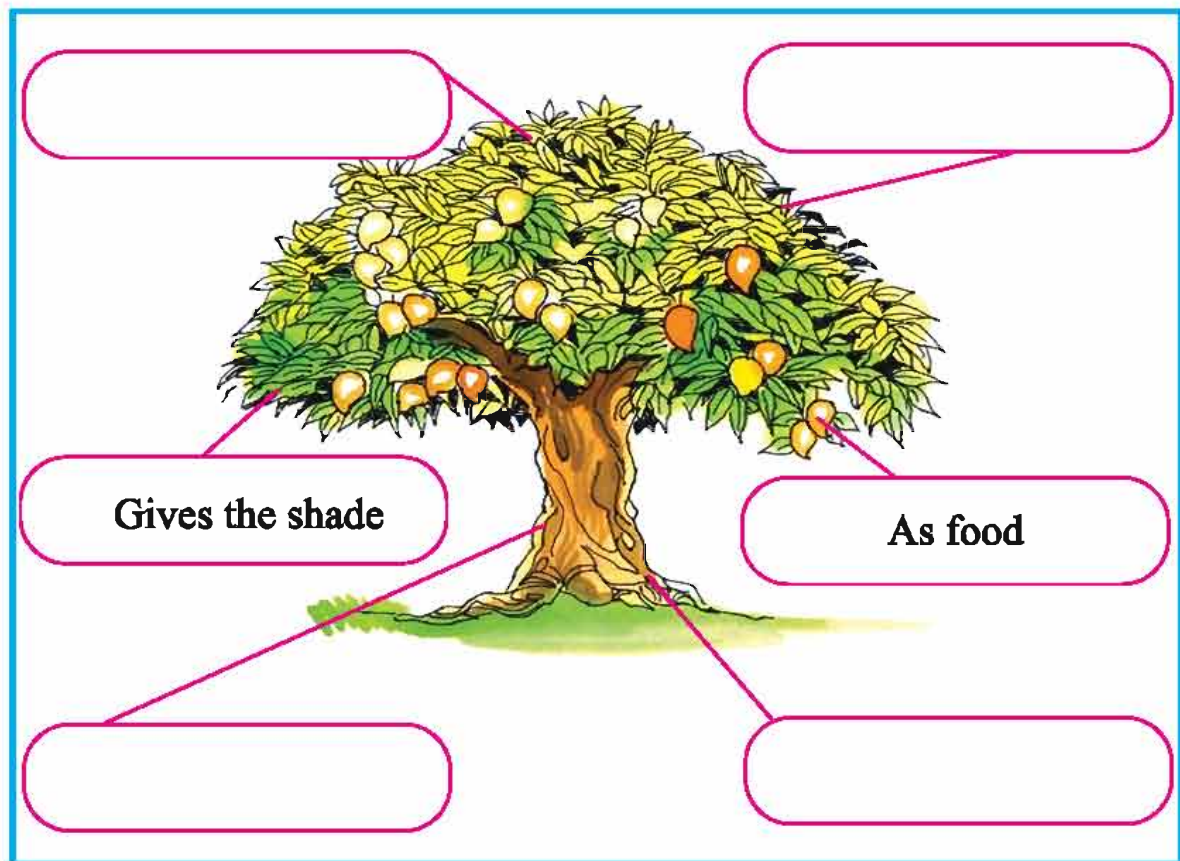


**Write :**

Types of plants	Write the names of plants growing in your area		
Tree			
Shrub			
Climber			



**Write :**





**Write :**



It gives fruits.

As the food for animals.



For the decoration.

As the food for animals.



**Activity :**

Leaf book

Tree book



**Project :**



**Discuss :**

- List out different uses :

Tree	Use				
Name	Use of fruit	Use of leaf	Use of trunk	Use of seed	Use of flower
Mango tree	As food	To make torans	As Fuel	As Mouth freshner	*
Shrub	Use				
Chilli	As food	*	As fuel	As Spices	*
Climber	Use				
Bottle-gourd	To make Vegetable (subji)	As food of animals	*	As Hair oil	*





**Write :**

- List out the uses of plants.

- \_\_\_\_\_
- \_\_\_\_\_
- \_\_\_\_\_
- \_\_\_\_\_
- \_\_\_\_\_
- \_\_\_\_\_
- \_\_\_\_\_

### **Amazing**

- Maize is produced in all countries of the world except Antarctica.
- Most of the forests are in Madhya Pradesh in India .
- More than 188 lac hectares of land is used for agriculture in Gujarat.
- A Banyan tree named Kabirwad, on the banks of river Narmada, in South Gujarat, is so huge that it is difficult to locate its main trunk.





## How much have you learnt ? - 1



**Discussion :**



**Write :**

Navaratri	Diwali	Idd	Christmas	Uttarayan
Ras-Garba				Tilsankali
		Namaz		
	Crackers			
			X-mas tree	




**Activity :**

- Make a house from clay.
- Make a house from wooden sticks.
- Make things from match boxes.



**Observation :**

- Draw the shadow





### Puzzle :

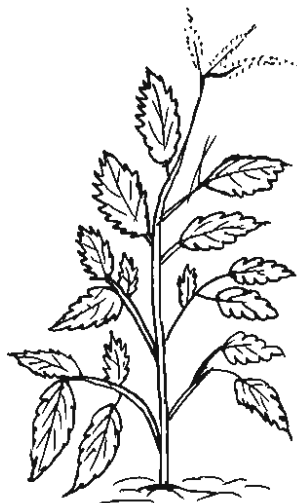

W	R	T	T	I	G	E	R	A	S
B	O	P	O	T	G	A	A	G	P
L	D	O	N	K	E	Y	B	R	A
I	Y	U	D	O	V	E	B	T	R
O	Z	X	V	P	P	Q	I	X	R
N	A	H	C	D	E	S	T	Z	O
G	I	E	K	H	D	C	C	B	W
J	O	N	K	M	O	N	K	E	Y
P	E	A	C	O	C	K	V	E	R
M	N	Z	T	Y	P	W	H	W	R

Lion






**Fill in the colours :**



**Write :**

Tree	Shrub	Climber
Mango Tree		
		Grapes
	Periwinkle	










**Observation :**

- Discuss the observations of lessons 1 to 3.

**How much have you learnt ? - 1**

**23**

**Fill in the colours :**

- For true sentences  and for false sentences 
- The mango tree is a shrub. 
- The Rose and the Hibiscus are fruits. 
- Do not touch electric switch with the wet hand. 
- Bitter gourd and bottle gourd are climbers. 
- We should not give first aid after the accident. 

**Amazing**

- In one of the areas of New Jersey in America, there is a law that one can't buy an ice-cream without the doctor's prescription after six o'clock in the evening.
- Any movement while National Anthem is being sung, is an insult to our National Anthem.
- It is an offence to drive slower than prescribed limit in America.
- It is an offence to shut the door of your car with a bang, in Switzerland.





# 4

## My Tehsil... (Taluka)

Friends,

You may have seen many kinds of maps. Maps provide us different information and knowledge easily. We can find maps of village, tehsil (Taluka), district, state, nation and world. Your school also may have different maps. Get the map of your tehsil and study it.



**See and Write :**

Names of surrounding villages	Names of the big villages of the tehsil	Names of the tehsil near by your tehsil



**Think and Say :**

- Which of the villages have you visited described in the map ?
- Which are worth seeing places in your tehsil ?
- Which are the pilgrimage places in your tehsil ?
- Where do you have fairs in your tehsil ?






**Observation :**



**Write :**



- \_\_\_\_\_
- \_\_\_\_\_
- \_\_\_\_\_



**It is true :**

- The fair of "Tarnetar" at Thangadh in Surendranagar district, Gujarat is famous in the world.



**Think and Say :**

- Which fairs have you seen ?
- What do we find in the fair ?
- What do you like in fairs ?
- When are the fairs held ?
- How do you feel while riding the merry-go-round ?



**Write :**

Write the following details from the book 'Our District' :

● **Fairs of Tehsils :**

Where are the fairs held ?	When are the fairs held ?	Why are the fairs held ?

● **Pilgrimage places of the Tehsil :**

Name of the place	Where is it situated ?	What is it known for ?

● **Historical places of the Tehsil :**

Name of the place	Where is it situated ?	Speciality of the place

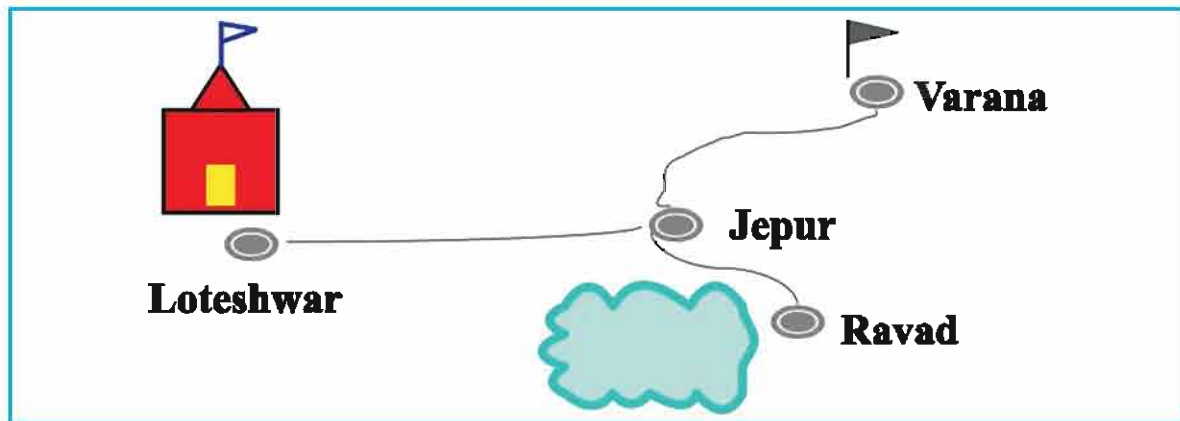
**My Tehsil... (Taluka)**

**27**



**Think and Say :**


- Which is the most visited pilgrimage place in your tehsil ?
- Why should we conserve the historical places ?
- **A note about the village of Harsh :**



The map of the area surrounding Harsh's village is given here. Harsh lives in Jepur. One can go to Loteshwar from here. Here is an ancient temple. We can go to Varana from Jepur. There is a temple of Goddess in Varana. There is a village named Ravad near Jepur. There is a big pond here.

**Fill in the colours :**

Draw the outline of the area surrounding your village :








**Observation :**



**Write :**



**Diwali**



**Discussion :**

- Which of these festivals do you celebrate ?
- Which festivals are national festivals ? Why ?
- Which is the longest festival of Gujarat ?
- Which festivals are associated with business/occupation ?
- Which festival do you like the most ? Why ?

**My Tehsil... (Taluka)**



**Write :** About your favourite festivals :

---



---



---



---



---



---



**Write :**

Name of the group	Food	Dress	Residence	Occupation
Shepherd	Rotlo, milk, vegetable	Kediya Dhoti, Turban	Hut	Animal-husbandry







### Discussion :

- How does occupation influence the life of a person ?
- What differences do we find in the customs of different societies ?
- Which things affect food habits of people ?

### Recognize and mark [✓] :

See the pictures given below. Recognize the residence you find in your tehsil. Mark the sign ✓ in the ☐ given below the pictures :

☐☐☐☐

**My Tehsil... (Taluka)**





### Discussion :

- What difficulty do we have to face, if we don't have own residence ?
- What is the speciality in the nearby house ?
- Which type of houses do you find more in your Tehsil ?
- Is there any effect of occupation on the structure of the house ?



### Write :

Name of villages with two letters	Name of villages with three letters	Name of villages with four letters





5

## Amazing World



**Observation :**



**Write :**

Write on the basis of the observation :

• _____	• _____	• _____
• _____	• _____	• _____
• _____	• _____	• _____
• _____	• _____	• _____



### Write :

Who have horns ?

• \_\_\_\_\_

Who have beak ?

• \_\_\_\_\_

Who have two-legs ?

• \_\_\_\_\_

Who have four-legs ?

• \_\_\_\_\_

Whose ears are seen ?

• \_\_\_\_\_



### Read :

There are certain similarities between birds and animals. All the birds have beak and all the animals have four legs. This common feature shows similarity in them. While certain things are different too. These are the diversities in them. Let us have list of other birds and animals living near by us.



### Observation :

Name of bird/ animal	Colour of the body	Presence of Horns Yes/ No	Ears can be seen Yes/No	Tail		Claw		Food	Sound	Habitation
				Long	Short	Hoof	Nail			
Sparrow	Brown	No	No	✓		✓		Grain	Chee... (Chirping)	Nest

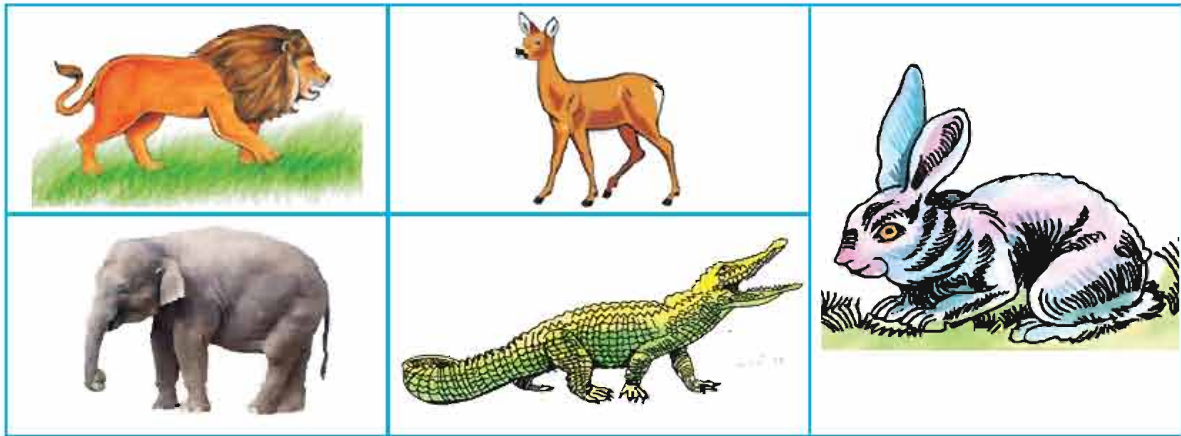




**Observation :**



**Discussion :**



**Read :**


Oh wow ! how interesting it is ! If we see, though all the animals are same, they have dissimilarities. Such common things and dissimilarities are seen in birds also. Just think, what will happen if all of these birds and animals have same colour, appereance, sound and shape ? Due to the differentiation only, the animals and birds appear attractive. Look at the picture formed by mixing different body parts of various birds and animals.



**Observation :**



**Write :**





**Observation :**



**Write :**



	Head of cock	




**Think and Say :**



**Fill in the colours :**

- What is the unique quality in the animals ?
- What is the unique quality in a bird ?
- What are the diversities in birds and animals ?
- Draw the picture of your favourite animal here and fill in the colours.




Many similarities can be seen in birds, such as every bird has a beak and wings, as well as hole instead of ears.





### Observation :




### Think and Say :

- What are the diversities in beaks ?
- For what purpose does the bird use its beak ?
- What are the diversities in birds' paws ?
- For what purpose does the bird use its paws ?
- Why does every bird have different shape of claw ?
- Draw the picture of your favourite bird and fill in the colours.



### Fill in the colours :







**Write :**

Use of beak

• \_\_\_\_\_

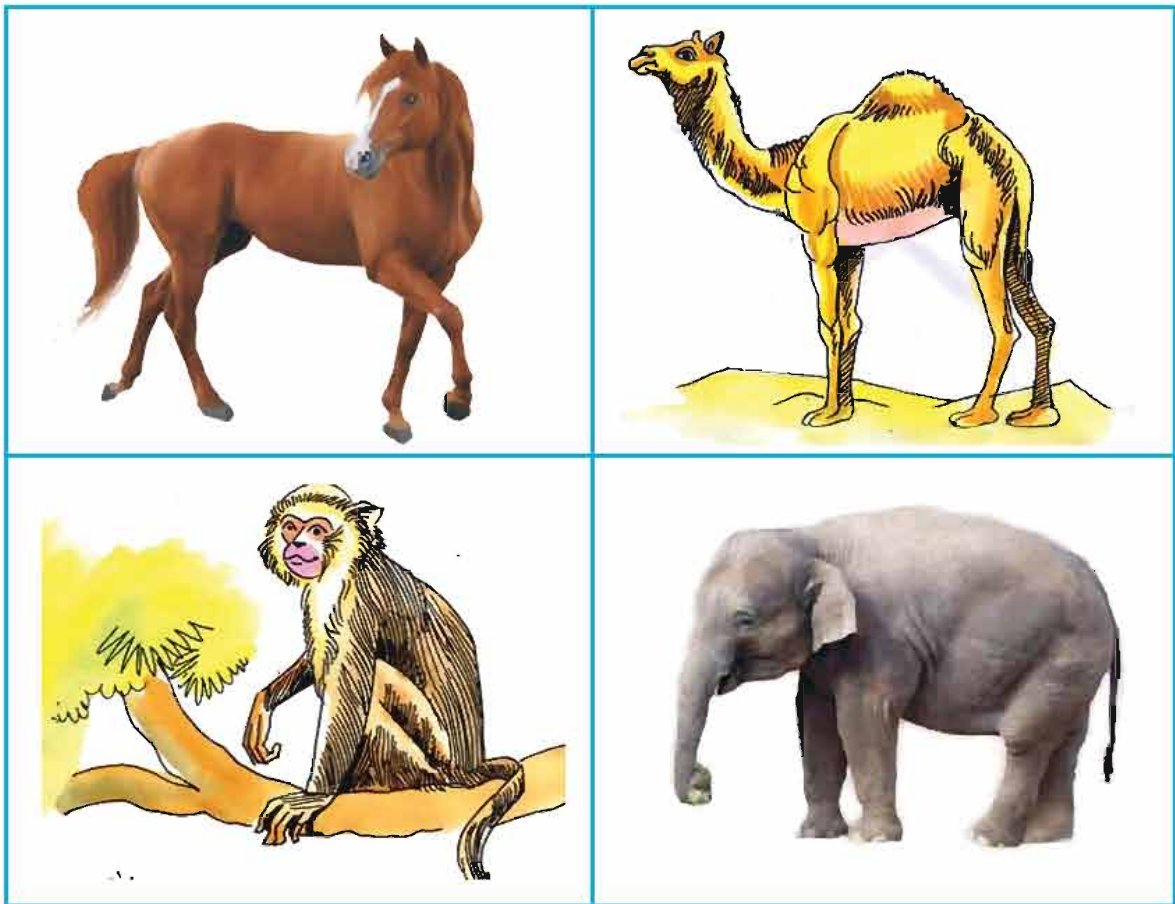
Use of paw

• \_\_\_\_\_

Many similarities are found in animals. Like every animal has teeth, four legs and ears which are visible. They have differences also.



**See and Understand :**



The animals we have seen in the picture, have differences in teeth, paws or other body parts.



### Think and Say :

- For which purpose do the animals use teeth ?
- Why does each animals have dissimilarities in shape and size of their teeth ?
- What will happen, if all the animals have similar teeth ?
- What are the differences in claws of animals ?
- What is the use of paw to animals ?
- Why does every animals have different shape of the paw ?
- What may happen if all the animals have similar paws ?



### Think and Write :

Use of mouth : ● \_\_\_\_\_

Use of paw : ● \_\_\_\_\_



### It is true :

Animals have teeth of different shape and size and its use is also different. The main use of teeth in animals is to chew the food.



### Think and Say :

- What do different birds and animals eat ?
- What do they do to get the food ?
- Describe different eating habits of birds and animals.
- How do different birds and animals eat ?

**Discussion :**

- **Ruminate the cud**

---

---

---

---

**Think and Write :**

- **Pecking the grains**

---

---

---

---

- **Eating by tearing it**

---

---

---

---

- **Nibbling**

---

---

---

---

- **Swallowing the food**

---

---

---

---




Birds and animals have special place in our life. Now we will learn, how they are useful to us.





### Think and Write :

- The pictures of animals are given below. Show how they are useful to us :

		
<div></div>	<div></div>	<div></div>
<div></div>	<div></div>	<div></div>



### Read :

We have recognized the birds and animals. We have also learnt about their similarities, dissimilarities, usefulness and their food. These birds and animals are our friends. They are useful to us directly or indirectly. Get more information about it.



### Think and Say :

- What would happen, if birds and animals were not there ?

---



---

- How can birds and animals be conserved ?

---



---



### Activity :

Make a Puppet with the help of your teacher and present the puppet show.





## Dream of Gabu



**Song :**

**Story of Dream :**



Listen everyone about the dream. At the night came fairy with the bag of chocolate in her hand. Fairy gave chocolate to Gabu. Gabu relished it, to her delight. Fairy goes out with Gabu, the cold wind blows in the sky. Gabu meet stars,

Twinkle twinkle little star, Oh so bright and oh so far !

In the sky, a tiny dot. Glowing gas that's very hot !

Twinkle twinkle little star, Oh so bright and oh so far.

**Fairy said :** Now its turn to meet moon.

Beaming beaming gleaming moon, Like giant white ballon !

Round and round the earth you spin. Through the month, new shapes you are in,

Beaming, beaming, gleaming moon, Like giant white ballon.

Moon puts Gabu back, Gabu is crying loudly.

**Moon said :** Now is the time of Sun.

Glowing, glowing, red hot Sun, shining light on everyone,  
earth goes around you once a year, You are a star with atmosphere !

Glowing, glowing red-hot sun, Shining light on everyone.



### Puzzle :

I am the star seen during day.  
I give light to all.  
Morning breaks with my rising.  
Darkness will disappear on my arrival.



Yes, the Sun is a star. The Sun is closer to us than any other star and hence it appears big.



### Think and Say :

- Have you seen any star during the day time ?
- What do you see in the sky at night ?  
You will say the moon and the stars...
- Have you seen the moon during day time ?  
Think..... over it.....



### Puzzle :

I am seen at night.  
I give coolness to all.  
My shape changes everyday.  
Stars are my friends.



Yes, sometimes the moon is visible in the evening. Sometimes big, sometimes small. The moon is called *mama* (*uncle*) of all.





**Read :**



- I am the Sun. I give light.
- If I am not shining will be an epidemic.
- Grains, fruits or vegetables cannot grow without me.
- I am the star closest to you. I shine during the daytime.
- Many people worship me.

- I am the Moon. I appear at night.
- Bright fortnight and dark fortnight occur because of me.
- Many festivals are celebrated according to my phases.
- I cause tide and ebb in the sea.
- I am natural satellite of the earth.



- I am a star. I twinkle.
- I twinkle but sometimes I disappear.
- I appear in different colours.
- Direction can be known with my help in darkness.
- I am very far away from you, so that I appear small.



**It is true :**

- The pole star (Dhruv) is always seen in North.
- Observing sky during the night is a great pleasure. Cluster of different types of stars are seen. The group of stars are given different names.



**Write :**



Festival			
Occasion			
Other			



**It is true :**

When the Sun enters into 'Makar' (Capricorn) zodiac sign, it is called "Makarsakranti". In this season of Uttarayan, it is beneficial to eat oily substances. That's why Tilsankali is eaten on Uttarayan. Uttarayan is celebrated by the people of different religions.



**Read :**



**Think and Say :**

It is an interesting incident. Harbhajan Singh used to go for a walk everyday in the evening after returning from office. He walks until it is dark. It was 21<sup>st</sup> June, he reached 2 kilometers far than everyday. Why did that happen ?



### Think and Write :

- What would happen if the Sun sets for two hours in the noon ?

---

---

- What would happen if all other stars be seen with the Sun ?

---

---

- What would happen if the sun appears suddenly at night ?

---

---

- What would happen if the Sun, the Moon and the Stars disappear ?

---

---







## How much have you learnt ? - 2



### Classroom Activity :

2	A										
1	C										
3	C										
	I										
5	D									4	
	E										
6	N		7								
	T				12						
	9										
	10				8			11			

### Cross :

- The word used for grain is ..... (7)
- The bird speaking sweetly is ..... (6)
- ..... is formed of different tehsils (8)
- The Sun is not seen when there is ..... (5)
- The colour of beak of parrot is ..... (3)
- The life of ..... is different in different villages. (6)
- The phase of moon increases during ..... fortnight (6)

### Down :


- ..... occurs while rushing on the road (8)
- ..... tool is used in kitchen (4)
- The colour of leaf is ..... (5)
- ..... of moon is changing everyday (5)
- The Sun rises in ..... (4)



**Fill in the colours :**

● **Fill colour in the ☐ of following pictures :**

- Things which can be eaten ☐
- Pictures which are seen in the sky ☐
- Pictures of animals ☐





### Think and say :

- Under which circumstances an accident may happen ?

---

---

---

- What should be done in case of an accident ?

---

---

---

- When can the complete phase of moon be seen ?

---

---

---

- What can be taken as food ?

---

---

---

- Which villages are there near by your village ?

---

---

---





- What is seen in the sky at night ?

---

---

---

- Leaves of which plants can be eaten ?

---

---

---

- Which plants are used as medicine ?

---

---

---

**Amazing :**

- Halley's comet passed from very near to the earth last in the year 1986. Halley's comet is seen from the earth after every 76 years.
- Jupiter has more than 39 satellites.
- Saturn and Uranus in our universe have rings around them.
- Saturn has 30 satellites.





# **Environment** **Our Surroundings**

**Standard 4**  
**(Semester II)**

**7**

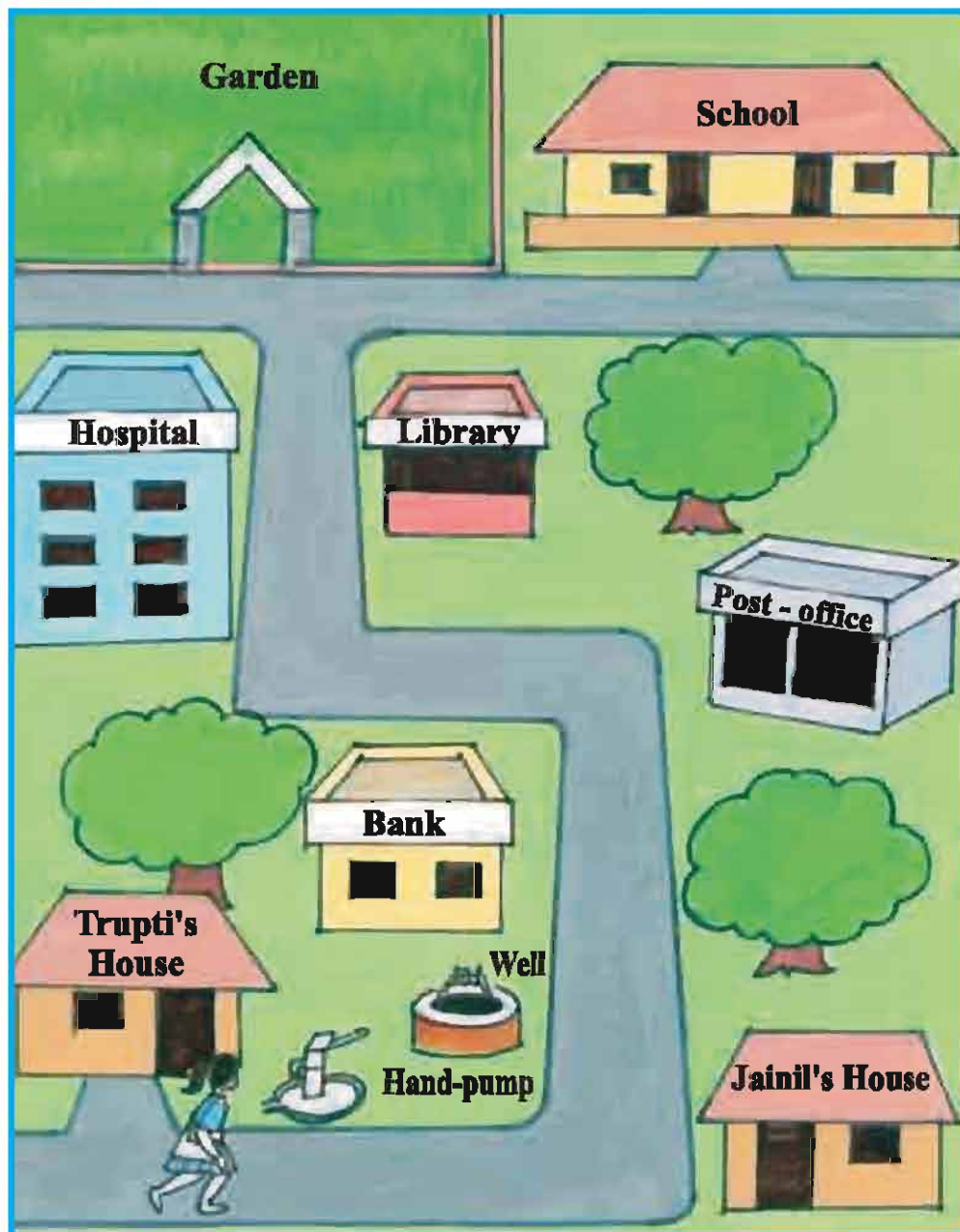
# Map



Here is the map showing the way from Trupti's house to school. Help Trupti to reach the school from her house.



**Puzzle :**







**Write :**

**What did Trupti see on the way from house to school ?**




**Write :**

**On the way of Trupti**

To the right side	To the left side
Post-office	

**Map**

**53**



Here are given different symbols in the picture. The picture shown by symbols is called a map. Different symbols give us different informations.



**Discussion :**



**Write :**

	1. _____
	2. _____
	3. _____
	4. _____
	5. _____
	6. _____
	7. _____
	8. _____
	9. _____
	10. _____



### Think and Say :

- How is the map useful ?
- What can be known by map ?
- How are the symbols useful ?
- What happens, if there are no symbols ?



### Read :



### Write :

We find different symbols around us. These symbols can be seen on the road, in hospitals, in offices or at public places. Draw the symbols which you come across.




### Fill in the colours :

--	--	--	--	--

Home

Tree

Shop

School

Post-office

**Map**

55



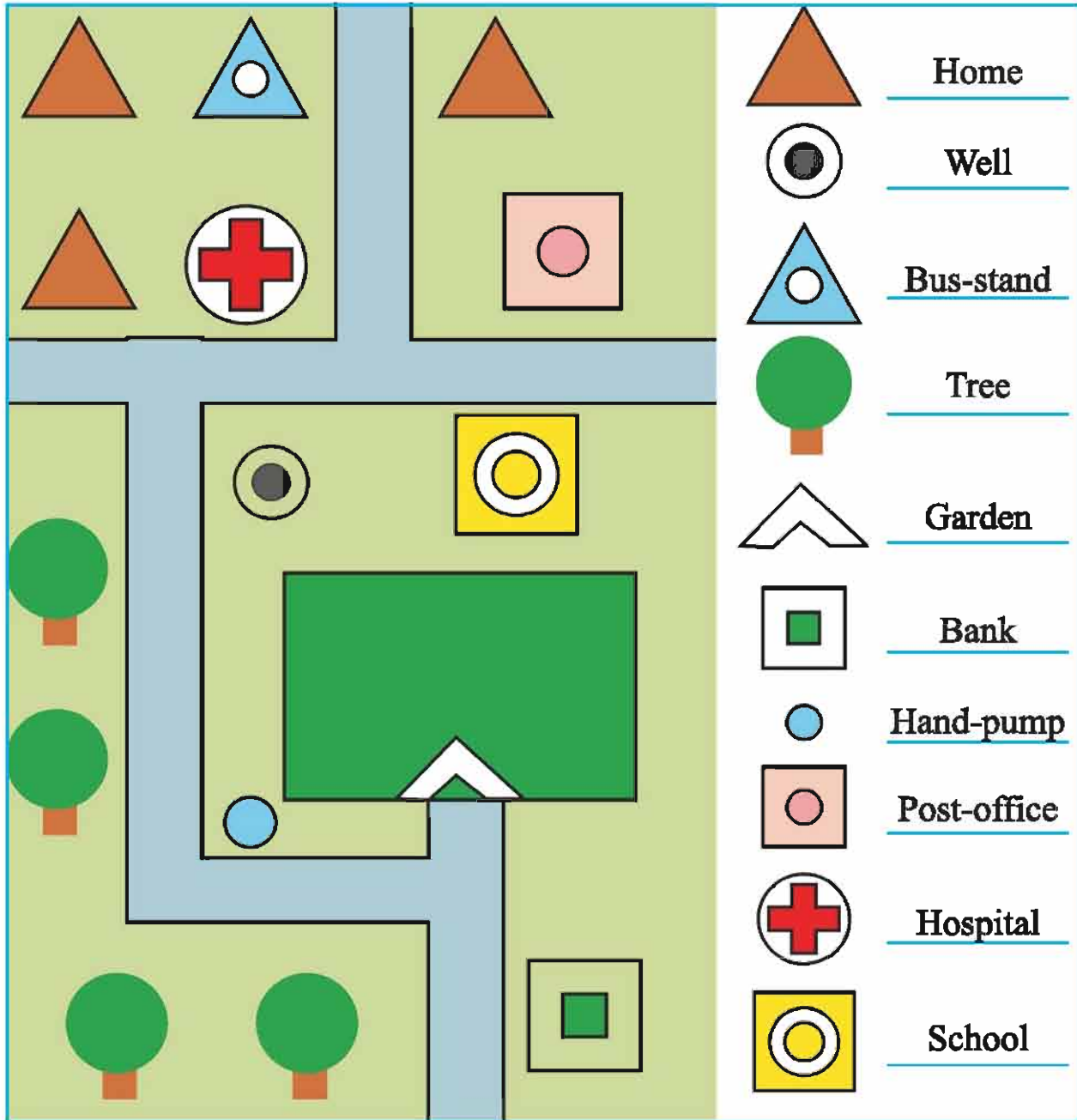




**Read :**



**Write :**



**Map**

**57**



- How many trees are there in this map ? \_\_\_\_\_
- What is there in the opposite side of the school ? \_\_\_\_\_
- How many symbols are there in a map ? \_\_\_\_\_
- What is there near the well ? \_\_\_\_\_
- How many turns will have to be taken to go to bank from well ? \_\_\_\_\_



### Amazing

- There are 33 districts in Gujarat.
- Katch district is the biggest in area. Its area is 45,652 sq.km.
- Ahmedabad is the biggest district in population.
- According to the census of 2011, the population of Gujarat is 6,04,39,692, in which 2,57,45,083 people live in urban area and 3,46,94,609 people in rural area .
- Gujarat is at tenth position in the population according to the census of India .





# 8



## Our State, Our Government



### Story :

Once upon a time, there was an old man. His name was Dahyabhai. He could not hear anything properly. When somebody said, "Water"; Dahyakaka would hear "Motor". If somebody said, "Paper", he would hear 'Wafer'. He was fond of travelling and would visit different villages. One day he went to a village. There was a big banyan tree around which many people had gathered together. Dahyakaka went up to them. The eldest man among them greeted Dahyakaka and said, "Welcome welcome..." Dahyakaka said, "No income, no income." People soon came to know that he was deaf. But Dahyakaka was happy to see all the people and took his seat there.

The villagers were talking among themselves. The topic of discussion was the unhygienic condition in the village. The head man was also present there. He said, "We are thinking of making a law by which any person throwing garbage in public places will be fined".

On hearing this, a young man said, "If this rule is passed, then our village will be very clean. Who so ever throws garbage, fine him immediately." Everyone was of the opinion that the village should remain clean. Dahyakaka couldn't understand anything. He said, "But why do you plan to fine those who do not throw garbage in the village ?" The head man said, "Uncle, please listen to us first..." But Dahyakaka kept on talking; In my village.

- We have facility of electricity.
- We have garden and library.
- We keep cleanliness.
- People conserve and use water properly.



### Think and Say :

In village of Dahyakaka

- What is different from other villages ?
- How do all people live there ?
- What is different from your village ?
- Who provides different facilities ?

We live in a village or a city. We enjoy many facilities here. For these facilities we have to perform certain duties. We enjoy primary facilities like electricity, water, cleanliness, health and education. Let us know about the institutes which provide these facilities.



### Write :

Institutes of village




### Project :

Our institute

No	Details	Information
1.	Name of the institute	
2.	Approximate population of village	
3.	Contact number of the institute	
4.	Elected females in the institute	
5.	Elected males in the institute	



6.	Elected head of the institute	
7.	Number of employees	
8.	Head of water facilities	
9.	Head of sanitation department	
10.	Head of health department	
11.	Head of other facility	
12.	For which local facilities money is spent ?	
13.	Which facility requires more money to be spent ?	
14.	Which facility is not available in your area ?	



### Read :

The Grampanchayat works in a village.

The Municipality functions in a small town.

The Municipal corporation functions in big cities.





**Write :**

No	Details	Your answer
1.	Is there any institute of local self-government in your village ?	
2.	Which institute works in area bigger than gram panchayat and area smaller than municipal corporation ?	
3.	What happens if institute of local self government is not there ?	



**It is true :**

Local people can fulfill local requirements properly. Administration is run by local people in our country. Such an arrangement is guaranteed by law of our country. Many such institutes, around us, are found in which local people are elected as administer. These local institutes work for planning, development and solution of local problems.





# 9

## Love for Nation



Symbol means sign. Exact identity can be obtained by symbols. National symbols are identity of Nation. Many symbols are selected in country. These symbols are identity of the country, that is why they are called National symbols. Many symbols are found around us.



### Think and Say :

- Which are our National symbols ?
- Why do we need National symbols ?
- Why is the tiger selected as a National animal ?



### Discussion :



### Write :

- National song :  
Jana ... Gana .. Mana
- It is written in Bengali language.
- It is composed by Rabindranath Tagore.

Jana Gana Mana Adhinayak Jay he  
Bharat Bhagyavidhata,  
Punjab Sindh, Gujarat, Maratha,  
Dravid, Utkal Banga

- \_\_\_\_\_
- \_\_\_\_\_
- \_\_\_\_\_



- \_\_\_\_\_
- \_\_\_\_\_
- \_\_\_\_\_
- \_\_\_\_\_



- \_\_\_\_\_
- \_\_\_\_\_
- \_\_\_\_\_
- \_\_\_\_\_



- \_\_\_\_\_
- \_\_\_\_\_
- \_\_\_\_\_
- \_\_\_\_\_



- \_\_\_\_\_
- \_\_\_\_\_
- \_\_\_\_\_
- \_\_\_\_\_





We have learnt about different National symbols. We have to honour our National symbols. National symbols are our pride.



**Read :**

### **A Student's Patriotism**

This is the incident of 1942 A.D. This incident occurred during Quit India Movement . The influence of Quit India Movement was spread all over India .

On 10<sup>th</sup> August, 1942 the students of different colleges of Ahmedabad were gathered. They had a desire to see India as free country. The leader of the rally, Vinod Kinariwala, was shouting slogans, “Inqlab Zindabad ..... Britishers quit India.” “This rally entered in Gujarat college and British officers lathicharged the students. Vinod Kinariwala saw this. By snatching the flag from a lady, this student went further, shouting slogans.



**Statue of Vinod Kinariwala**

British officers gave order to snatch the flag . But no one could do that. In anger British officer fired on students .That injured Vinod. By shouting slogan, “Britishers quit India “ he died.

Today also in remembrance of that event we can see a monument in Gujarat college. Every year on 10<sup>th</sup> August people remember him by offering flowers on monument of Vinod Kinariwala .

To give respect to National flag , Vinod Kinariwala attained martyrdom. It is our prime duty to maintain respect of our national symbols. It is our duty to see that no one disrespect our National symbols. Disrespect or insult to National symbols is an offence.

**Love for Nation**

**65**

**Think and Say :****Then what will you do ?**

- What care will you take while taking down the National flag ?
- What will you do if the cloth of national flag is torn ?
- What should be done, while National Anthem is being sung ?

**Read :**

Honouring National symbols is necessary. Respect of National symbols gives rise to Nationalistic feelings. We can help the Nation by performing our duties. To take part in progress of Nation is our duty .

**Observation :**

- Clean the garbage.
- Throw garbage in dustbin.
- Let us clean our surrounding.
- Spread of diseases can be avoided by maintaining cleanliness.






**Write :**



**Necessity of water**

- \_\_\_\_\_
- \_\_\_\_\_
- \_\_\_\_\_
- \_\_\_\_\_
- \_\_\_\_\_

- \_\_\_\_\_
- \_\_\_\_\_
- \_\_\_\_\_
- \_\_\_\_\_
- \_\_\_\_\_



**Environment**

- \_\_\_\_\_
- \_\_\_\_\_
- \_\_\_\_\_
- \_\_\_\_\_
- \_\_\_\_\_



**Public property**

**Love for Nation**





Apart from these we have some duties. Water, air and food are wasted around us. Conservation and proper use of them is necessary. We have to stop wastage of water, air and food.



### Think and Write :



**Water**

- Used in drinking, eating and cooking
- Excessive water is used to wash vehicles, clothes, vessels, and bathing animals.
- Judicious use of water helps to conserve it.
- Water is our national property. Let's conserve it.



**Air**

- \_\_\_\_\_
- \_\_\_\_\_
- \_\_\_\_\_
- \_\_\_\_\_
- \_\_\_\_\_
- \_\_\_\_\_
- \_\_\_\_\_



**Food**

- \_\_\_\_\_
- \_\_\_\_\_
- \_\_\_\_\_
- \_\_\_\_\_
- \_\_\_\_\_
- \_\_\_\_\_
- \_\_\_\_\_

Development of country is essential. Everyone should give respect to National symbols. We have to take care of public property. These are our duties. Let's help by giving small co-operation in the progress of our Nation.





## How much have you learnt ? - 3



### Make observation :

- Learn about the map of Tehsil (Taluka).
- Get information about near by villages.
- Get information about, different roads, pilgrimage places, and historical places.



### Write :

- Which local self government institute is there in your area ?

---

---

- Which public facilities are there in your area ?

---

---

---

- What is the difference between Grampanchayat and Municipality ?

---

---

---

- Which facilities are not there in your village, which are available in the nearby village ?

---

---

---



### Discussion :

- Why are the National symbols been necessary ?
- How have the National symbols been selected ?
- Where are National symbols found ?



### Observation :

- See and say what you will do.



### Write :

- To stop dirt caused by plastic...  
\_\_\_\_\_  
\_\_\_\_\_
- To stop wastage of water.  
\_\_\_\_\_  
\_\_\_\_\_
- To remove garbage of street or colony.  
\_\_\_\_\_  
\_\_\_\_\_







# 10

## Floating-Sinking



**Think and Say :**



**Write :**

- Is there any substance which can float into the water ?  
\_\_\_\_\_

- Can there be any technique to keep an object floating ?  
\_\_\_\_\_



**Find and Write :**

Berry	Stone	Cloth	Pumice	_____	_____
Nail	Rice	Pencil	Chalk	_____	_____
Wood	Onion	Hard board	Lady-finger	_____	_____
Sugar	Paper	Salt	Plastic	_____	_____
Lemon	Leaf	Feather	Rubber	_____	_____
_____	_____	_____	_____	_____	_____



### Observation : Float - Sink :

Floats in water	Sinks in water



### Activity :

Collect different things, which you have listed before in "Find and write." "Take water in a vessel and check your inferences.



### Write :

Floats in water	Sinks in water



### Discussion :

- Which of your inferences were true ?


- Which of your inferences were false ?




### Write :



### Discussion :

Things which float initially and then sink	Things which sink initially and then float	Things which disappeared
●	●	●
●	●	●
●	●	●
●	●	●





### Fill in the colours :

- Below floating things ●
- Below sinking things ●
- Below dissolving things ●

Ghee	Feather	Jaggery	Lemon
Plastic	Rice	Sand	
Leaf	Sugar	Alum	
	Pencil	Milk	Salt



### Activity :

#### Do it yourself :

- Take a paper and a cloth.
- Stand at some higher place.
- Release the paper and the cloth on the floor.



### Think and Say :



### Write :

- Why did it happen so ?..... Why did not they fall together ?

---



---




---



### Think and Say :

- Take transparent plastic bag.
- Do the activity as shown in figure.

(1)



(2)



(3)



(4)



### Write :

- How did you fill air in the bag ?

- In which picture is the pencil seen ?

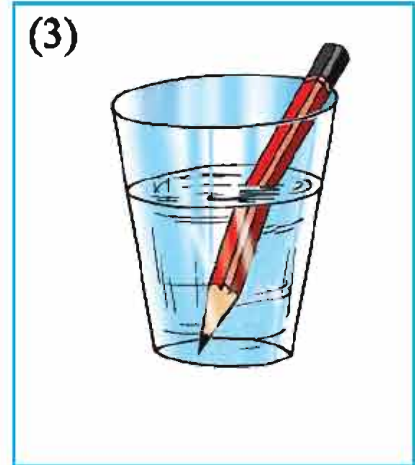
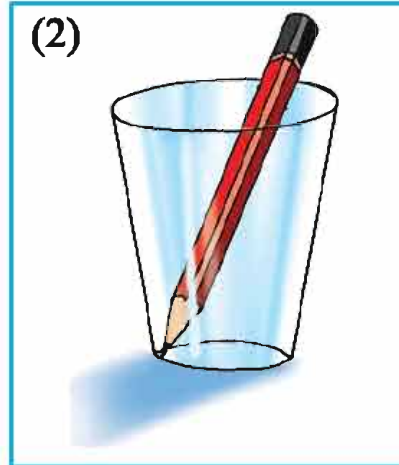
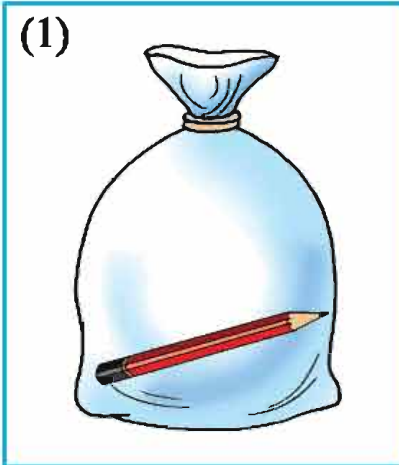
<input type="text"/>	<input type="text"/>	<input type="text"/>
----------------------	----------------------	----------------------

- Note down the differences :

First picture	Third picture
<input type="text"/>	<input type="text"/>
<input type="text"/>	<input type="text"/>
<input type="text"/>	<input type="text"/>
<input type="text"/>	<input type="text"/>

**Activity :**

- What is seen ?

**Write :****Write :**

- In which pictures pencil is seen ?

---

---

- In which pictures pencil is seen bent ?

---

---

- What prevents pencil from being seen ?

---

---

- In which medium pencil can be seen in addition to air, water ?

---

---





### Activity :

- Take two glasses.
- Pour water in one glass.
- Put pencil in both the glasses.



### Observation :



- What is seen in the glass ? \_\_\_\_\_
- What is seen in between pencil and eye ? \_\_\_\_\_



### Observation :

- Put paper, cloth , wood and plastic ruler before the glass.
- One by one put all these things in front of eyes and note whether pencil is seen or not.
- Finally pour milk in one glass and ink or colour in other.
- Note the observation in the given table.

Name	Pencil is seen	Pencil is not seen
Glass cup		
Paper		
Air		
Milk		
Water		
Wood		
Plastic		
Colour or ink		



- The things which are there in between pencil and eyes and yet the pencil is seen, are called transparent substances. viz; glass, air, water
- The things which lie between pencil and eyes, prevent pencil from being seen, are called opaque substances. viz ; wood, cloth, milk

**Observation :****Write :**

(buttermilk, leaf, water, glass, rubber, air, wood, paper)

Transparent substances	Opaque substances
• _____	• _____
• _____	• _____
• _____	• _____
• _____	• _____
• _____	• _____
• _____	• _____
• _____	• _____



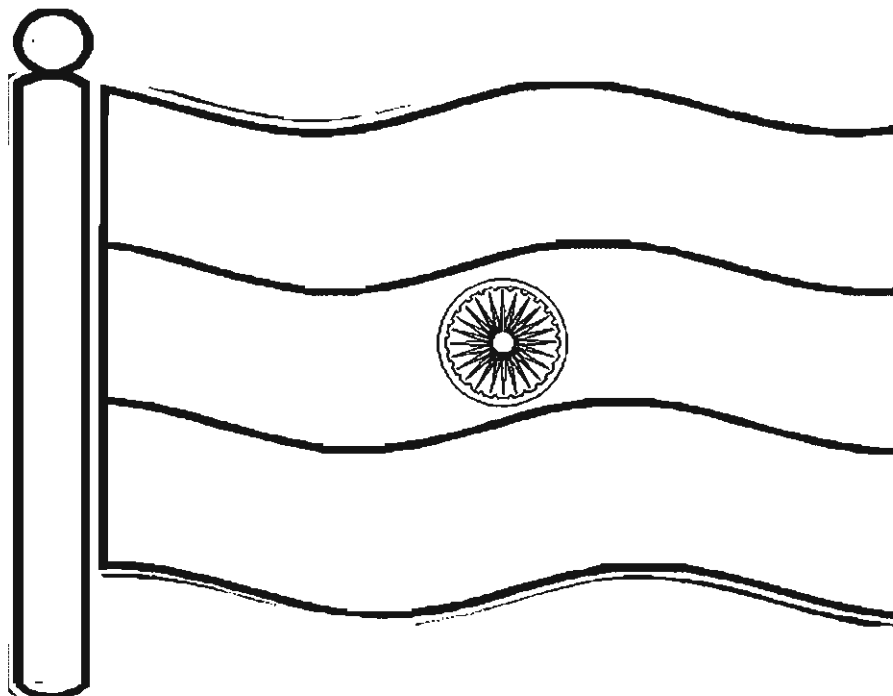
### Activity :

#### Do it yourself :

- Take a paper and rub the paper on the oily hair of your friend and try to see different things through this paper.
- We can see through clean water, glass, and air. They are transparent. We can not see through wood, plate, cardboard. They are opaque .
- What will we call the oiled paper ?



#### Fill in the colours :







# 11



## Digestive organs



**Think :**



**Write :**

- Three items you like to eat.  
● \_\_\_\_\_ ● \_\_\_\_\_ ● \_\_\_\_\_
- Food materials that can be eaten raw.  
● \_\_\_\_\_ ● \_\_\_\_\_ ● \_\_\_\_\_
- Three food items which your friend likes.  
● \_\_\_\_\_ ● \_\_\_\_\_ ● \_\_\_\_\_
- Three mouth watering dishes.  
● \_\_\_\_\_ ● \_\_\_\_\_ ● \_\_\_\_\_

We eat food. We have to take food at regular intervals. Eaten food is digested. Food gives energy to the body. Organs which digest food are called digestive organs of the body.



**Discussion :**

- How should the food be eaten so that it gets digested easily ?
- Which food is not easy to digest ?
- What would happen if food is not digested ?



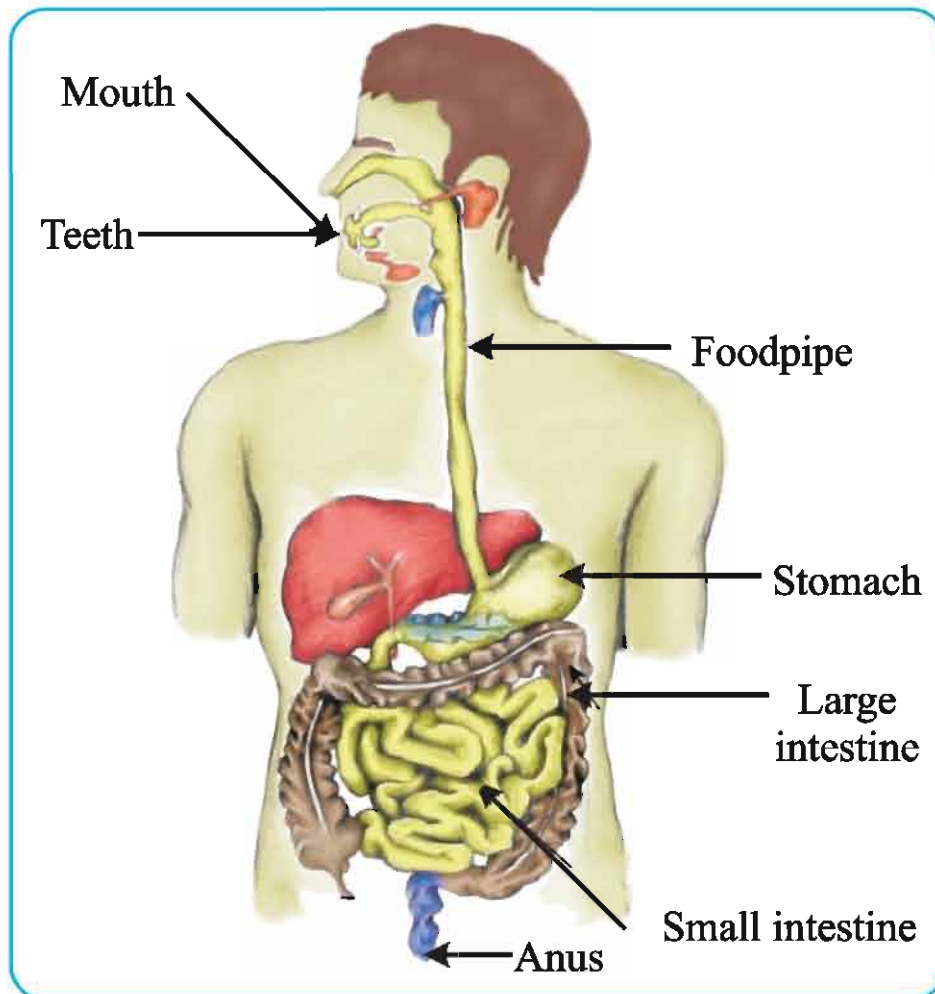
### It is true :

- The food to be eaten after much chewing.
- Walk about 100 steps after taking dinner.
- Water should not be drunk before and after half an hour of eating.



### Observation :

We take food. Where does this food reach finally in the body? Let us understand how food moves further.





We chew food after putting in the mouth. Food is converted into small particles by chewing. Saliva is mixed with the food. This food passes through foodpipe.



### Read :

- Food enters into the stomach through the foodpipe.
- Food enters into the small intestine from stomach.
- The food which is not digested in small intestine enters the large intestine.
- Undigested food comes out in the form of excreta.



### Fill in the colours :

#### Against correct answer ■ :

- In which organ food enters from the foodpipe ?

- |            |                          |                   |                          |
|------------|--------------------------|-------------------|--------------------------|
| • Stomach  | <input type="checkbox"/> | • Small intestine | <input type="checkbox"/> |
| • Foodpipe | <input type="checkbox"/> | • Large intestine | <input type="checkbox"/> |

- In which organ water is absorbed ?

- |            |                          |                   |                          |
|------------|--------------------------|-------------------|--------------------------|
| • Stomach  | <input type="checkbox"/> | • Small intestine | <input type="checkbox"/> |
| • Foodpipe | <input type="checkbox"/> | • Large intestine | <input type="checkbox"/> |





### Puzzle :

- Find the name of organs associated with digestion.

M	O	P	L	I	V	E	R	• Liver
X	S	A	O	N	Y	E	A	• .....
B	T	E	E	T	H	F	R	• .....
T	C	A	L	E	M	A	T	• .....
R	A	B	R	S	O	C	G	• .....
F	O	O	D	T	U	B	E	• .....
I	A	J	C	I	T	O	H	• .....
P	R	K	L	N	H	N	R	• .....
S	T	B	M	E	B	Q	T	• .....



### Discussion :

- How is the food digested ?
- What should be done so that the food gets digested easily ?

**7<sup>th</sup> April is celebrated as World Health Day.**





12



## Food producers



**Observation :**



**Read :**



**Discussion :**

### Fisherman...

- Fishermen live near sea shore.
- Their life style is according to sea shore.
- Of all the marine beings, we know about the fish more.
- The fish is useful as food, medicine, and for other purposes.
- The fisherman is known as food producer.



Fishermen live near the sea shore. They go far away in the sea to catch the fish and sell it in the market. Fishermen use net to catch the fish.



**Write :**

### Note about Fisherman

Dress : \_\_\_\_\_

Food : \_\_\_\_\_

Equipment: \_\_\_\_\_

Daily life : \_\_\_\_\_

Festival : \_\_\_\_\_



**Read and discuss :**

### (Agariya) Salt Panner...

- Salt panners produce salt.
- Producing salt is tough and skillful work.
- Salt is useful in food , for preservation of food and in science.
- Salt is also produced in desert area in a special way.
- Gujarat produces the maximum salt in the whole country.

The person making salt is known as salt panner (Agariya). They make pans of sand. These pans are filled with salty water. This water evaporates in few days. When water gets evaporated, salt is ready in the pan.

**Food producers**

85



**Write :****Note about Salt Panners**

Dress : \_\_\_\_\_

Food : \_\_\_\_\_

What they produce : \_\_\_\_\_

Equipment : \_\_\_\_\_

Daily life : \_\_\_\_\_

Festival : \_\_\_\_\_

**Read :**

- Prepares and sells different sweets.
- Different ingredients are needed to prepare sweets.
- The person who is doing business of preparing sweets is known as confectioner.





**Write :**

Which ingredients are needed to prepare sweets ?

•	•
•	•
•	•
•	•



**Read :**

- Biscuits, bread, toast, cake etc are produced from flour.
- These food items are baked by giving heat in oven.
- The place where these items are prepared is known as bakery.
- The person who prepares food items in bakery is known as baker.





**Write :**

What are the other things available in bakery ?

•		•	
•		•	
•		•	
•		•	
•		•	

**Read :**

- Doing business of selling roasted groundnuts, grams, peas, and toor etc.
- We use groundnuts, grams, popcorns as food.
- It is healthy to eat groundnuts and grams with jaggery.
- The person who sells roasted groundnuts and grams is known as Grain Parcher (Bhadbhunjo).







### Write :

What are the other things available with grain parcher ?

•		•	
•		•	
•		•	
•		•	
•		•	



### Read :

- Prepares and sells spicy things like pani-puri, sandwich, dabeli, vadapav, pakoda etc.
- Open and stale food sold in the market is harmful to health.
- Only the items which are prepared with proper materials should be purchased.



**Write :**

What do you buy from a roadside vendor ?

•	•
•	•
•	•
•	•
•	•

**Read :**

You must have bought sweets and food from sweet seller, baker ,grain parcher, or roadside vendor. By eating open and stale food, we fall ill. Where do we get raw materials to prepare food ? The persons who produce these food items are known as food producers. These food producers are seen around us.

**Project :**

**A Visit to a Farmer's place**

**Date :**

- Name of the farmer : \_\_\_\_\_
- Dress : \_\_\_\_\_
- Tools : \_\_\_\_\_
- Food : \_\_\_\_\_
- Residence : \_\_\_\_\_



- The crops sown during the year : \_\_\_\_\_  
\_\_\_\_\_
- Daily life : \_\_\_\_\_  
\_\_\_\_\_



### Project :

**A Visit to Cattle rearer :**

**Date :**

- Name of the cattle rearer : \_\_\_\_\_
- Dress : \_\_\_\_\_
- Tools : \_\_\_\_\_
- Food : \_\_\_\_\_
- Residence : \_\_\_\_\_
- Names of animals reared : \_\_\_\_\_  
\_\_\_\_\_
- Daily life : \_\_\_\_\_  
\_\_\_\_\_



### Read :



### Write :

- Write names of the crops which are produced in your Taluka, from the book "My District."

• \_\_\_\_\_

• \_\_\_\_\_

• \_\_\_\_\_

• \_\_\_\_\_

• \_\_\_\_\_

• \_\_\_\_\_





- Prepare a list of seasonal crops.

● _____	● _____	● _____
● _____	● _____	● _____



### Activity :

Make a wall piece by collecting husk of groundnut, matchstick, saw dust etc.



### Write :

- Items made of milk

● _____	● _____	● _____
● _____	● _____	● _____



### Write :

- Modern tools used in farming.

● _____	● _____	● _____
● _____	● _____	● _____






13

## My school




**Observation :**



**Fill in the colours :**

**Draw the picture of your school :**



**My school**

93

**Write :**

• How many rooms are there in the school shown in picture ?	
• How many rooms are there in your school ?	
• Which facilities shown in the picture are available in your school ?	
• Which facility shown in the picture is not there in your school ?	
• Which are other facilities included in the school ?	

**Write :**

• Year of establishment of the school	
• Initial place of the school	
• First student admitted in the school	
• Most educated boy student of the school	
• Most educated girl student of the school	

**Read :**

Hem lives in Bharuch. He studies here. There are many facilities in his school. Some facilities have been made possible by donation to the school.

Fans, benches, mike, mattresses etc are received by donation to school. School receives facilities from donors.





**Write :**

No.	Details of donation received	Year	Name of the donor
1.	Fans		
2.	Chairs-tables		
3.	Mattresses		
4.	Sound system		
5.	Computer		
6.	Prizes etc		
7.	Meals on particular occasions.		
8.	Rooms of school		
9.			
10.			
11.			
12.			
13.			
14.			

**Activity :****Write :**

**Write a letter to the donor who has donated generously for development of school.**

No	Detail	Yes	At taluka level	At district level	At state level	Others	Winners
1.	Sports (student)						
2.	Sports (teacher)						
3.	Science exhibition						
4.	Cultural activity						
5.	Elocution						
6.	Other						

We also get this kind of achievement through our inner talent. You also may have got achievements and prizes. Discuss that with your friend.

Arrange an exhibition of old photographs, shields and certificates received by the students and teachers.

**Ask and Write :**

1.	Rooms of the school	
2.	Total standards	
3.	Number of teachers	
4.	Total students	
5.	Name of the first principal	
6.	Name of present principal	
7.	Number of computers	
8.	Musical instruments	
9.	Sports equipments	
10.	Number of fans	
11.	Number of chairs	
12.	Number of tables	
13.	Other facilities	
14.	Number of books in the library	

**Write invitation letters to the old students of the school and donors.**







## How much have you learnt ? - 4



**Observation :**



**Write :**



• _____	• _____	• _____
• _____	• _____	• _____
• _____	• _____	• _____



**Write :**

Sink	Float	Dissolve	Transparent	Opaque



**Write Professionals :**

- |         |         |
|---------|---------|
| • _____ | • _____ |
| • _____ | • _____ |
| • _____ | • _____ |
| • _____ | • _____ |



**Mark ✓ against correct statements and ✕ against incorrect statements :**

- Food enters in large intestine from stomach and small intestine ☐
- Food is chewed by teeth. ☐
- Food enters into stomach through food pipe. ☐
- Food comes out in the form of excreta at last. ☐
- Foodpipe is one of the digestive organs. ☐
- We should eat food fast without chewing it. ☐



**Classroom Activity :**

- Put slips of names of different digestive organs in the box.
- Make the children sit in circle and pass the ball. Play music.
- When music stops, ask the child having ball in his hand to take one slip from the box.
- Tell student to speak about digestive organ mentioned in the slip.



**Write :**

- Write names of different milk products :

• _____	• _____
• _____	• _____





- Which things do you buy ?

• \_\_\_\_\_

• \_\_\_\_\_

• \_\_\_\_\_

• \_\_\_\_\_

- Which tools are used by farmers who are living near by you ?

• \_\_\_\_\_

• \_\_\_\_\_

• \_\_\_\_\_

• \_\_\_\_\_



**Write about school.**

---

---

---

---

---

---

---

---

---

---





## Our Surroundings



### Observation :



### Write :

• How many houses are there in your colony ?	
• Who has maximum number of members in the family ?	
• Who has minimum number of members in the family ?	
• Who is the eldest one in your colony ?	



### Read and Say :

Rita goes to school everyday by autorickshaw. Shabanam also goes with her. One day they both were talking “ We don't have enough space in our autorickshaw. We find it difficult to sit in the autorickshaw. Suddenly Ruchan came running towards them. Ruchan said, “ We are only five boys coming in our autorickshaw.



### Discussion :

- Whose autorickshaw will you like to travel by ?
- Which difficulties Rita will have to face in autorickshaw ?
- Which facilities Ruchan have in autorickshaw ?
- In whose autorickshaw you would like to go ? Why ?

