

Teacher's edition is prepared  
separately for teachers and  
parents which must be used.

# Environment

# My Surroundings

## Standard 3

### (Semester I - Semester II)



### PLEDGE

India is my country.

All Indians are my brothers and sisters.

I love my country and I am proud of its rich and  
varied heritage.

I shall always strive to be worthy of it.

I shall respect my parents, teachers and all my elders  
and treat everyone with courtesy.

I pledge my devotion to my country and its people.

My happiness lies in their well-being and prosperity.

PRICE : ₹ 45.00

Name of Student : \_\_\_\_\_

Name of School : \_\_\_\_\_

Class : \_\_\_\_\_ Roll No. : \_\_\_\_\_



**Gujarat State Board of School Textbooks**  
**‘Vidyayan’, Sector 10-A, Gandhinagar-382010**

© Gujarat State Board of School Textbooks, Gandhinagar

Copyright of this book is reserved by Gujarat State Board of School Textbooks.  
No reproduction of this book in whole or in part, in any form is permitted without written permission of the Director, Gujarat State Board of School Textbooks.

**Authors**

Shri Bhavesh Pandya  
Shri Manan Buddhdev  
Shri Jayesh Patel  
Shri Ashok Makavana  
Shri Jashubhai Patel  
Shri Kamlesh D. Patel  
Shri Minakshi Mehta  
Shri Bhavanaben Modi  
Shri Ketan Vyas  
Shri Pravin A. Patel  
Shri Pranav Vyas  
Shri Changabhai Kag  
Shri Haribhai Patel  
Shri Prakashbhai Sharma  
Ku. Aruna Parmar  
Shri Pushpaben Parmar

**Translators**

Dr. I. M. Bhatt  
Dr. B. K. Jain  
Ku. Rinku C. Suthar

**Reviewers**

Shri Jatinbhai P. Raval  
Shri Hitendrsinh P. Raulji  
Shri Sonal D. Pandya  
Smt. Inbarasi  
Miss Nikita P. Parmar

**Language correction**

Dr. Rucha A. Brahmabhatt

**Artist**

Sarjan Graphics

**Co-ordination**

Shri Chirag H. Patel  
(Subject co-ordinator : Physics)

**Preparation and planning**

Shri Haresh S. Limbachiya  
(Dy. Director : Academic)

**Lay-out and planning**

Shri Haresh S. Limbachiya  
(Dy. Director : Production)

**PREFACE**

In keeping with the guidelines laid down under NCF-2005 and RTE-2009, structural pedagogical changes have come about in primary education, curriculum design and textbooks across India. This change refers to our understanding of concerned subjects and teaching-learning procedure on the whole. The primary objective of this syllabus is to foster creativity, out-of-box thinking, logical and analytical skills among young children. The Textbook Board of Gujarat takes pleasure in introducing the textbook of **Standard 3 My Surroundings (Environment)** to students, teachers and parents painstakingly prepared by G.C.E.R.T., Gandhinagar.

IGNUS-erg Team Members have provided vital inputs and guided the State Resource Group members in the process of framing new syllabus and designing the textbooks. UNICEF and the core-group members of the concerned subjects have been quite helpful at various junctures.

Before prescribing this textbook in the schools across Gujarat, this book in Gujarati medium had been introduced in selected schools on an experimental basis. Based on the feedback received from the stakeholders, necessary changes have been incorporated by Gujarat Council of Education and Research Training in it.

Gujarat State School Textbook Board convened a meeting of invited subject-experts and experts from GCERT to prepare the final draft of this textbook in Gujarati medium before prescribing it in the primary schools across Gujarat. Subsequently, this final draft in Gujarati has been translated in to English.

Every effort has been made to maintain quality of the book and to cater to the taste of young students. We hope that young children will like the four-coloured form of this textbook and make the optimum use of this book. Efforts have been made to rid the book of errors. Still we solicit suggestions from all the stakeholders

**Dr. Bharat Pandit**

Director

Date : 3-3-2015

**Dr. Nitin Pethani**

Executive President

Gandhinagar

First Edition : 2015

**Published by :** Bharat Pandit, Director, on behalf of Gujarat State Board of School Textbooks, 'Vidyayan', Sector 10-A, Gandhinagar

**Printed by :**

## FUNDAMENTAL DUTIES

It shall be the duty of every citizen of India :

- (a) To abide by the Constitution and respect its ideals and institutions, the National Flag and the National Anthem;
- (b) To cherish and follow the noble ideals which inspired our national struggle for freedom;
- (c) To uphold and protect the sovereignty ; unity and integrity of India;
- (d) To defend the country and render national service when called upon to do so;
- (e) To promote harmony and the spirit of common brotherhood amongst all the people of India transcending religious, linguistic and regional or sectional diversities; to renounce practices derogatory to the dignity of women;
- (f) To value and preserve the rich heritage of, our composite culture;
- (g) To protect and improve the natural environment including forests, lakes, rivers and wild life and to have compassion for living creatures;
- (h) To develop the scientific temper, humanism and the spirit of inquiry and reform;
- (i) To safeguard public property and to abjure violence;
- (j) To strive towards excellence in all spheres of individual and collective activity so that the nation constantly rises to higher levels of endeavour and achievement;
- (k) To provide opportunities for education by the parent or the gurdian, to his child or a ward between the age of 6 and 14 years as the case may be.

---

\* Constitution of India : Section 51-A



# INDEX

## SEMESTER I

No.	Unit	Page no.
1	We must do this...	1
2	Can we live without food ?	7
3	Is there a life or not ?	14
●	<b>How much have you learnt ? - 1</b>	21
4	My....	25
5	Life around us	34
6	Darkness-Light	42
●	<b>How much have you learnt ? - 2</b>	50

## SEMESTER II

7	Maunas at Uncle's village	56
8	Let us identify	68
9	Look and Learn	77
●	<b>How much have you learnt ? - 3</b>	84
10	Know your Nation	87
11	Respiratory Organs	93
12	Professionals	97
●	<b>How much have you learnt ? - 4</b>	105






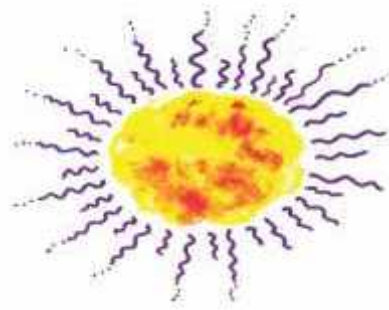
## Symbol-Introduction (Pictogram)

1.  Fill in the colours :





Fill in the colours :





## 2. Story :

- This symbol is for telling a story to the children.
- Tell a story to the students from Teacher's edition.

## 3. Think and Say :

- Who is the youngest in your family ?
- Who is the tallest in your family ?
- How many members are there in your family ?
- Which is your favourite flower ?

## 4. Outdoor Game :

- This symbol indicates to prepare children for playing outdoor games.
- Refer to the Teacher's edition and make students play outdoor games.

## 5. Puzzle :





## 6. **Perform / Enact / Role Play :**

- This symbol indicates enactment of any song in a group or by an individual student.
- Give a lesson in acting as suggested in Teacher's edition.

## 7. **Classroom Activity :**

- This symbol indicates games to be played inside the classroom.
- Make the students play classroom games according to Teacher's edition.

## 8. **Read :**

- This symbol is for the children to read a textbook or supplementary reference literature.
- Make the students read on the basis of Teacher's edition.

## 9. **Write :**

- This symbol is for noting down observations and ideas in the textbook and indicates writing independently.
- Teach students to prepare notes on the basis of the Teacher's edition.

10.

**Observation :**Mark ☒ the objects which are there in your school :



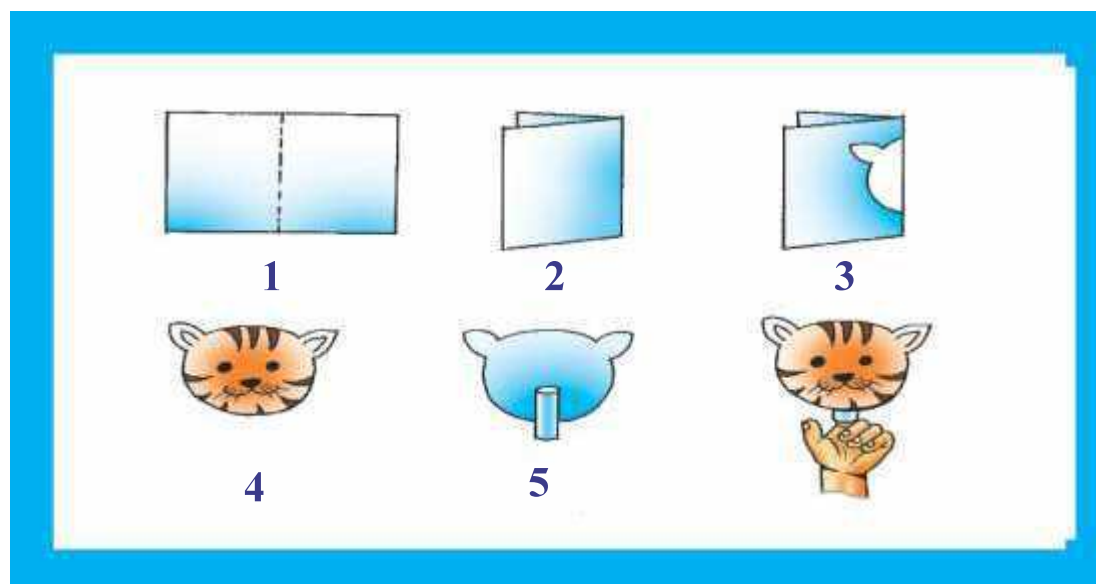
## 11. Activity :

- This symbol indicates activity.



## Activity :

- This symbol indicates craft-work.
- Teach craft-work on the basis of the Teacher's edition.





12.



Discussion :



13.



Project :

No	Friend's Name	Name of Friend's Father	Name of Friend's Mother	Friend's Favourite Fruit	Friend's Favourite Vegetable
1.	Alpesh	Amrutbhai	Nathiben	Mango	Brinjal
2.					
3.					
4.					
5.					
6.					
7.					

## 14. Song :

- This symbol is for making the students sing.

### Let us write measures...

- How many steps decide the length of your classroom ?

---

---

- What is the span unit (distance between thumb and small finger) of your classroom window ?

---

---

- How many hands (length of hand) long is the black board of your classroom ?

---

---



## 1

## We must do this...



## Song :



Please don't forget this.  
Get up early every morning,  
Clean up body after waking,  
Offer prayer after bathing, Never ever forget this.



Don't touch your lips to the glass of drinking water,  
Use clean vessels for drinking water,  
Eat your food munching, chewing , Never ever forget this.



Go to school every day,  
Use the ground while you play,  
Keep your home, town and school clean and tidy  
all the way; Never ever forget this.



While crossing roads, walk carefully,  
Getting on motor-bus, don't be pushy,  
Make friends with equal buddy, Never ever forget this.



Always respect each your elder,  
Always love all your younger,  
Bow down to senior-older, Please don't forget this.





We must do this...

1





Fill in the colours to show good behaviour   
and bad behaviour  :





## Think and Write :

Will you wash your hands  
with soap before dining ?

Yes

Will you keep your things  
anywhere ?

☐

Will you climb stairs hastily ?

☐

Will you get up early in the  
morning ?

☐

Will you throw garbage  
anywhere ?

☐

Will you help your friend ?

☐

Will you enter the class  
quietly ?

☐

Will you pluck flowers or  
shrubs ?

☐

Will you make scratches on  
walls ?

☐

Will you touch unknown  
luggage ?

☐

Will you spit anywhere ?

☐

Will you use toilet for  
urination ?

☐

Will you avoid washing hands  
before dining ?

No

Will you keep your things  
properly ?

☐

Will you climb stairs slowly ?

☐

Will you get up very late in the  
morning ?

☐

Will you throw garbage in a  
dustbin ?

☐

Will you avoid helping your  
friend ?

☐

Will you enter the class  
rushing and pushing ?

☐

Will you preserve flowers  
or shrubs ?

☐

Will you keep walls clean ?

☐

Will you avoid touching  
unknown luggage?

☐

Will you use spittoon ?

☐

Will you go anywhere for  
urination ?

☐


We must do this...



### Classroom Activity :

- Two friends can play with a dice.
- Place two different pebbles in two houses (places).
- Throw the dice and move ahead as per the number on the dice.
- If the pebble enters into box of good behaviour, then move one box forward.
- If the pebble is in the box of bad behaviour, then move two boxes backward.



	⇒ To cross road carefully.			To waste the food.
To bath regularly.	↑ To throw garbage anywhere.			To be helpful to the differently abled persons (disabled)
	⇒ To give respect to elders.			To waste water.
To make chaos.	↑		To read regularly.	⇒
	⇒ To get up early.			↑ To quarrel.
↑				







## Think and Write :



3 + 2

6

Will be hurt.



2

Will be burnt.



5

Will get a cut.



3

Will slip.



1

Will bump / smash into.



7

Water will flow away.



4

Will meet with  
an accident.





### Think and Say :

- What happens if Amit brushes his teeth in hurry...
- What happens if Nayan throws pieces of broken glass in the school ground...
- What happens if Maya switches on fan with wet hand...
- What happens if a blind man asks for help while crossing the road...
- What happens if Vishal spits anywhere...
- What happens if Niru bruises (damages) flower-shrubs...
- What happens if Chhaya constantly teases her elder sister...



### Think and Write :

What happened ?	To whom it happened ?	Where it happened ?	How it happened ?	What we learnt ?
Slipped	To mummy	In the house	Because of spilling of water	Don't spill water anywhere.



2

## Can we live without food ?



**Look and Write :**



**Discussion :**



\_\_\_\_\_

\_\_\_\_\_



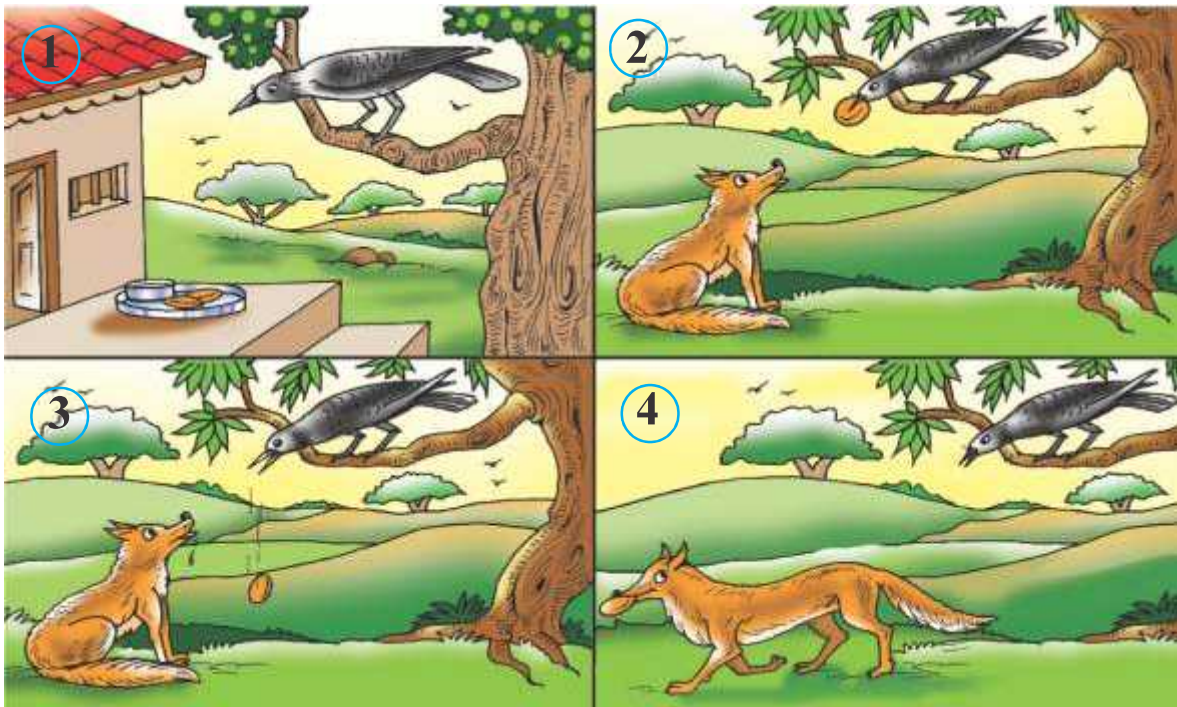
**Look and Discuss :**



Can we live without food ?

7





- See, the trick that the fox used in order to get food !



**Think and Say :**







### Discussion :

- What happens when we are hungry ?

I get tired when I am very hungry.



I get angry when I am very hungry.



I cry when I am very hungry.



### Read :

- Where have you heard that I am hungry ?
- What happens when you are hungry ?
- Think, what will happen when you do not get food ?



### Write :

- Note the details of the food you already had :

Morning	Afternoon	Evening
_____	_____	_____
_____	_____	_____
_____	_____	_____
_____	_____	_____

We get hungry. Our body needs food. Food supplies energy to the body. By taking food, we can do activities like play, study, run, etc. in a better way. You will not enjoy work on empty stomach. What will you eat if you feel hungry ? Think.

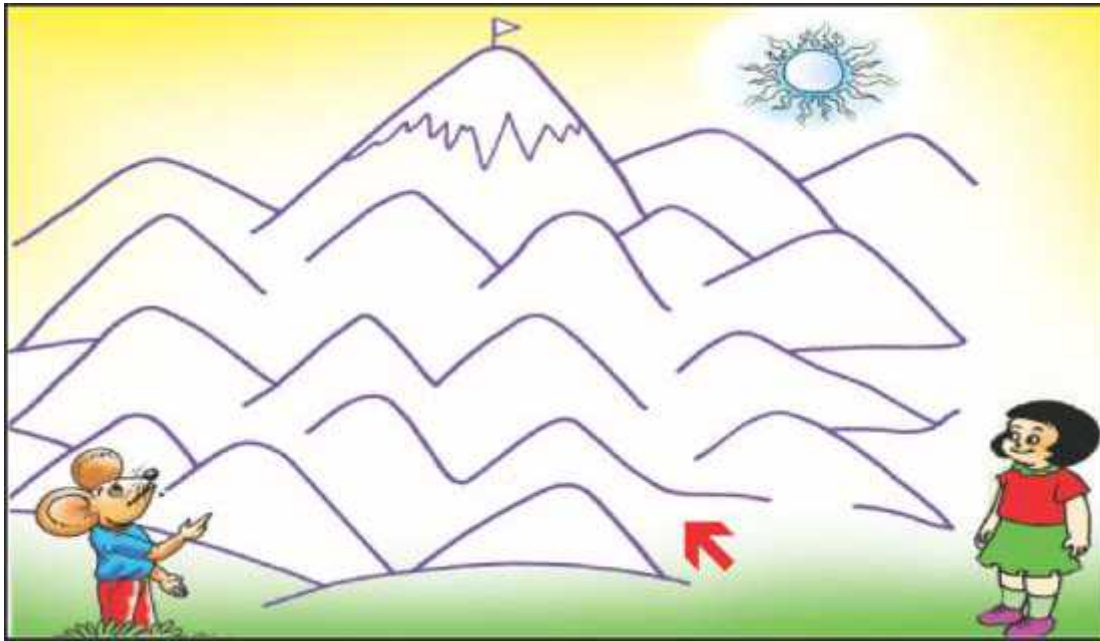


Can we live without food ?



### Classroom Activity :

- Show a way to the mouse to reach the top of the mountain.



### Discussion :

- What happens when we eat uncovered food ?







### Think and Say :



- Why did the girl fall ill ? Discuss.
  - What did the girl get from bazaar and eat ?
  - What type of foods are harmful to human body ?
- 
- 



### Read and Understand :

It is a recess time at the school. Jaydeep, Shabnam and Nancy sit together for snacks in the open ground. Please listen to them carefully.

**Nancy** : I have brought bread-butter.

**Shabnam** : Ah, there are peanuts and chickpeas in Jaydeep's snack-box.

**Jaydeep** : Shabnam, what have you brought ?

**Shabnam** : I have got tasty spicy potatoes. Please taste it.

**Nancy** : Wow! I love potatoes. Give me.



**Discuss :**

- Which food gives strength ?
- What happens when we eat stale food ?
- How do you know that the food is stale ?

Always eat fresh food. Wash vegetables before cooking. If we eat uncovered and stale food from bazaar, then it harms our health.

**Write :**

- What happens when we eat stale food ?  
\_\_\_\_\_  
\_\_\_\_\_
- Which food items from bazaar make us sick ?  
\_\_\_\_\_  
\_\_\_\_\_

**Think and Say :**

- Learn the recipe of your favourite food item.





### Write :

Which food items are prepared at your home during festivals or on special occasions? Some festivals and occasions are mentioned here.

Occasion	Items (varieties) prepared at home
Idd (Eid)	
Diwali	
Janmashtami	
Christmas	
Wedding	

- Which recipes are prepared when guests visit your home ?

---



---

- What would you like to eat in your meal ?

---



---



### Wonderful !

- If the insects, animals, birds or human beings around us are hungry or thirsty, then the food or drinking water gives them life.
- If we stop wasting food while eating, then the hunger of a hungry man can be satisfied.
- If all the members of the house give away the leftover food to animals and birds, then they get food.



Can we live without food ?



3

## Is there a life or not ?



**Fill in the colours :**

- Show if there is life ☒ or no life ☐ :



Girl



Books



Cycle



Ball



Tree



Fan



Dog



Sparrow



Boy





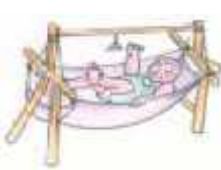











**Write :**

Names of those with life (Living)	Names of things without life (Non-living)



**Think and Write :**

 2	 4	 1	 3
 <input type="checkbox"/>	 <input type="checkbox"/>	 <input type="checkbox"/>	 <input type="checkbox"/>
 <input type="checkbox"/>	 <input type="checkbox"/>	 <input type="checkbox"/>	 <input type="checkbox"/>



**Is there a life or not ?**






**Write :**



**Discussion :**



Has life (Living)	Has no life (Non-living)
Shrub	Table







## Read :



- A bird has come out of this eggshell.
- The bird grows.
- The bird gives birth to the similar bird.
- There is life in bird, so bird is called a living creature.

- The shrub grows. There is life in it.
- The shrub becomes a tree as it grows.
- Another shrub germinates from the seed of the tree.
- There is life in shrub, so shrub is called a living element.



- Table and chair are made up of wood.
- The chair can be of plastic and iron.
- The chair does not grow.
- The chair does not give birth to another chair.
- There is no life in chair, so the chair is a non-living element.

- The fan works because of electricity.
- The fan does not grow.
- The fan does not give birth to another fan.
- There is no life in fan, so it is a non-living element.



Is there a life or not ?



## Project :

No.	What you have seen ?	Does it move by itself ?		Does it grow ?		Is there life in it ?		Where else is it found ?
		Yes	No	Yes	No	Yes	No	
1.	Table		✓		✓		✓	In the office
2.	Bee	✓		✓		✓		In the house
3.	Tree							
4.	Cupboard							
5.								
6.								
7.								
8.								
9.								
10.								

**Prepare a list of living elements.**

Bee					
-----	--	--	--	--	--

**Prepare a list of non-living objects.**

Table					
-------	--	--	--	--	--

- Prepare a list of living and non-living elements/objects apart from those included in the project work.

---



---







## Story :



Is there a life or not ?



**Write :**

(1) How many idols were made by the sculptor ?

---

---

(2) What type of idols was made by the sculptor ?

---

---

(3) What did Yam Raj tell ?

---

---

(4) What did the sculptor say ?

---

---

**Think and Say :**

- |                                     |                            |
|-------------------------------------|----------------------------|
| • I eat food                        | <b>Living</b> / Non-living |
| • My size or shape does not change. | Living / Non-living        |
| • I give birth to a baby.           | Living / Non-living        |
| • I grow.                           | Living / Non-living        |
| • I do not breathe.                 | Living / Non-living        |



## How much have you learnt ? - 1



**Observation :**



**Look, narrate and write :**



Living Elements/Objects	Tools for Cleaning	Edible items
Sparrow		
		Grapes
	Bucket	



**How much have you learnt ? - 1**

**21**



## Write :

Fill in the blanks as per the illustration :

Roti	Flour	Wheat	Farm	Farmer
Ghee				Cow
Sauce				Soil
Rice-puffs ( <i>mamara</i> )				Water
Vermicelli ( <i>sev</i> )				Soil



## Puzzle :

- Find five living creatures.
- Find five non-living objects.
- Find names of five plants.

B	U	T	T	E	R	F	L	Y	P	C
B	E	E	F	G	H	I	B	Z	A	R
S	P	A	R	R	O	W	A	A	R	O
M	M	A	N	G	O	X	N	B	R	W
A	A	B	C	D	E	F	Y	C	O	W
R	R	U	B	B	E	R	A	D	T	V
B	P	C	H	A	I	R	N	E	L	U
L	E	R	O	S	E	X	N	F	O	T
E	N	M	N	O	P	Q	E	R	T	S
T	A	B	L	E	I	J	E	K	U	L
A	B	C	D	E	F	G	M	H	S	K







## Think and Write :

Good Habits :

- \_\_\_\_\_
- \_\_\_\_\_
- \_\_\_\_\_

Bad Habits :

- \_\_\_\_\_
- \_\_\_\_\_
- \_\_\_\_\_

- Write the names found from the Word-Puzzle and add some more information :

Living Creatures	Non-living objects	Plants
Butterfly	Rubber	Mango

- Write names of non-living objects that can move.

---



---

- Write names of living creatures that can move and fly.

---



---





**Write :**

**What kind of behaviour from your friend would you welcome ?**

- Throw garbage in dustbin.
- \_\_\_\_\_
- \_\_\_\_\_
- \_\_\_\_\_
- \_\_\_\_\_
- \_\_\_\_\_
- \_\_\_\_\_
- \_\_\_\_\_
- \_\_\_\_\_
- \_\_\_\_\_
- \_\_\_\_\_
- \_\_\_\_\_
- \_\_\_\_\_
- \_\_\_\_\_
- \_\_\_\_\_
- \_\_\_\_\_
- \_\_\_\_\_
- \_\_\_\_\_
- \_\_\_\_\_





4


My ...



Observation :



Draw a picture of your house below and fill colours :



My...

25



## Think and Write :



- Mark ✓ the things used in building your house :

Bricks

Sand

Clay

Wood

Cement

Iron

Stone

Grass

Indian  
roofing tiles

Roofs

Strong  
roofing tiles

Bamboo

Cloth

Dung

Grit

Plastic

- The walls of a strong (solid) house are made up of stone, bricks, sand, cement. A well-built house has roofing tiles, metal roofs or terrace of cement and stone or tiles flooring.
- The walls and roofs of a raw house are made up of bamboo, grass, cloth, roofing tiles or clay. The floor of a raw house is made up of clay, daubing with cow dung, claret or dung.



## Discussion :



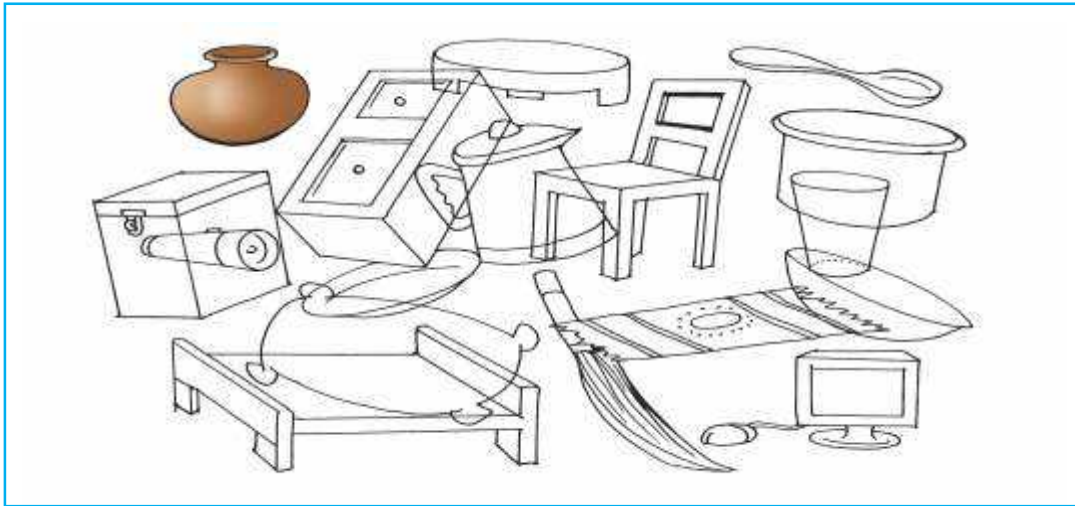




**Fill in the colours :**



**Observation :**



**Look and Write :**

Write names of things you can see in the picture :

Earthen Pot










**Write :**

Write names of the things (domestic items) you find in your house, but not shown in the picture.

---



---



---



**Discuss :**

- Which utensils are used for cooking in the house ?
- Who cleans the porch of the house ? Where does he / she throw the garbage ?
- How will you keep your village / city clean ?



My...

27



## Think and Say :

- How do you feel when you are alone at home ?  
Who is your neighbour ? Write names of your neighbours.

Name of your parents	Neighbour staying on right side	Neighbour staying on left side	Neighbour staying in front	Neighbour staying at the back



## Discussion :

- Know about neighbours of your friends.
- Write names of different castes dwelling in your village / city.



## Write :




All the people in the village stay happily together. They celebrate festivals, carnivals and occasions collectively. Collect information.










**Discussion :****Write :**

- Which are the festivals people celebrate together ?  
\_\_\_\_\_  
\_\_\_\_\_
- Which festivals are celebrated at home ?  
\_\_\_\_\_  
\_\_\_\_\_
- Which things are used for decoration of house or front yard ?  
\_\_\_\_\_  
\_\_\_\_\_
- People of which caste wear dresses similar to the outfits you wear ?  
\_\_\_\_\_  
\_\_\_\_\_
- People of which caste wear dresses different from the outfits you wear ?  
\_\_\_\_\_  
\_\_\_\_\_





**Observation :****Write :**

Dress People									
Farmer									
Businessman									
Cowherd or Cattleman									

**Discussion :**

- Discuss about the attires of people from village.





**Song :**



## Funfair

Let us go to see a funfair, let us go.

Will have fun in the fair, let us go.

What shall we do in the funfair once we go... (2)

Will go roundabout on a merry-go-round,

Will ride on elephant, horse, let us go .....

What shall we do in the funfair once we go... (2)

Will eat cool-cool ice cream.

Will eat warm and fresh peanut; let us go ...

What shall we do in the funfair once we go.... (2)

What shall we get for little brother ?

Will buy baby-rattle for little brother.

What shall we get for little sister ?

Will buy bangles for little sister. Let us go.....

**[This song can be extended and sung,**

**e.g.... For mummy, for papa, for grandfather, for grandmother etc.**

**what shall we get...? Can be added and sung.]**



My...

31

1. Have you ever been to a funfair ? Where ?

---



---

2. Is the funfair held in your village or nearby ? Where ?

---



---

3. When is the funfair held ?

---



---

4. What do you see in the funfair ?

---



---



### Observation :

Religious places	Places worth visiting



### Discussion :

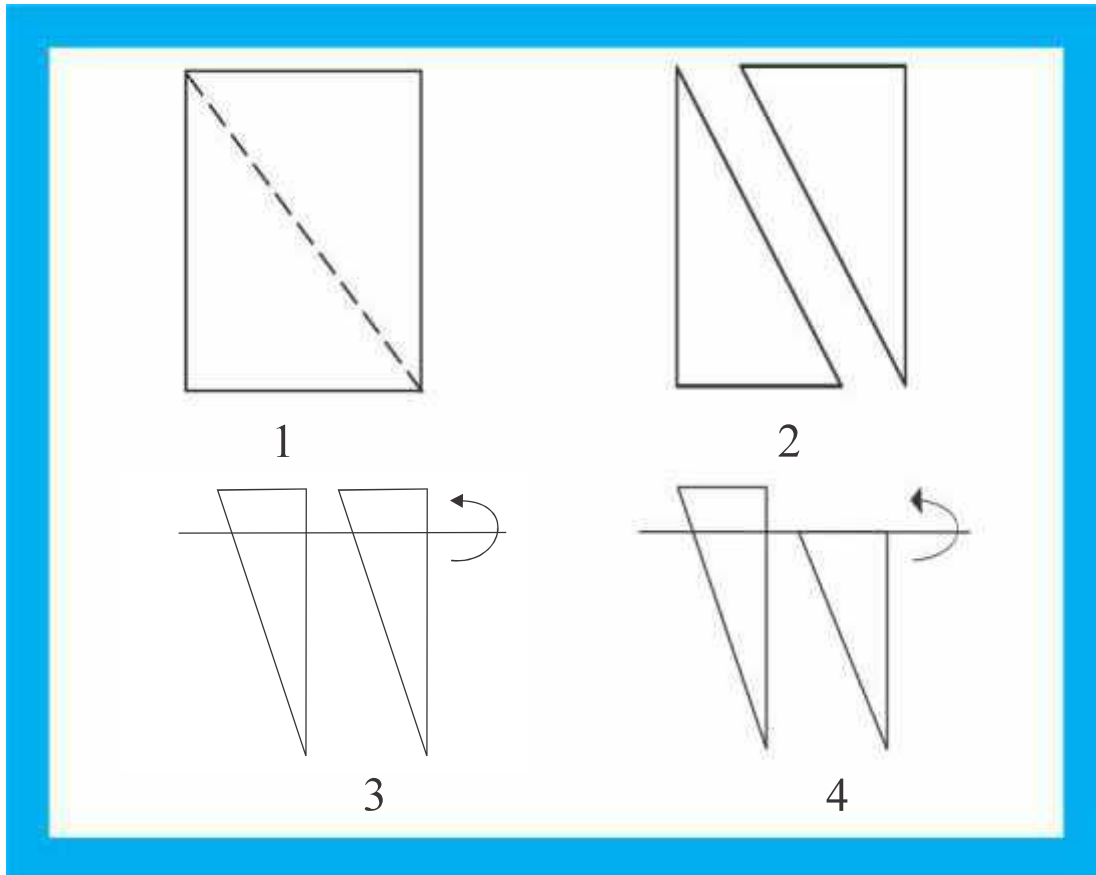






### Activity :

Prepare a decorative door-hanging (*Torana*)



### Know this :

- A house prepared from cubes of ice is called igloo. Who stays in it ?
- Which is our longest festival ?
- Which metals are used in making ornaments ?



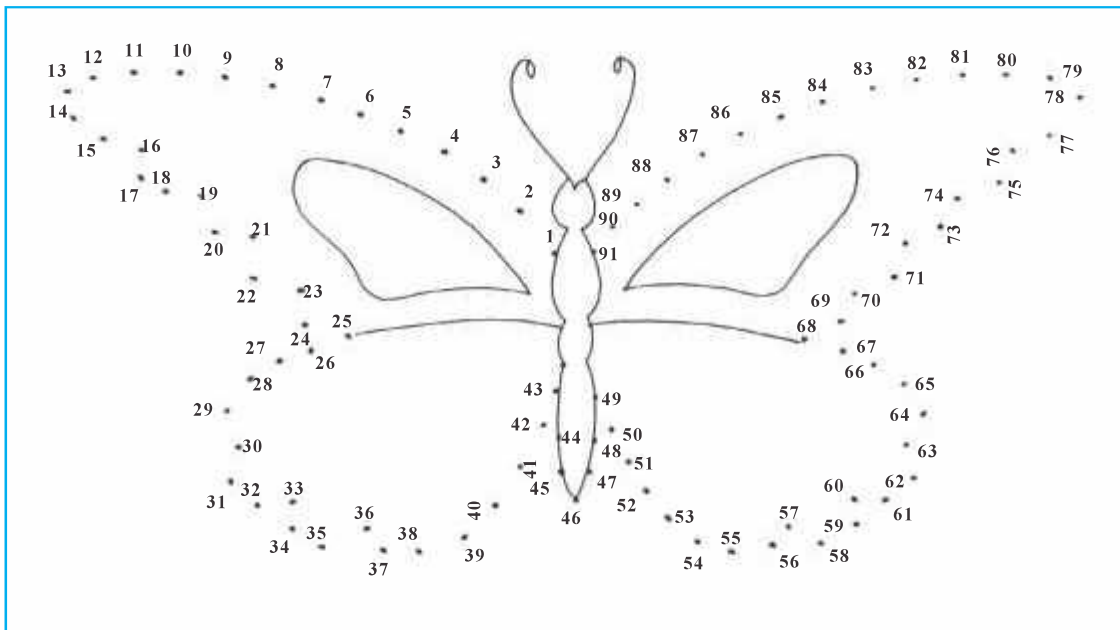
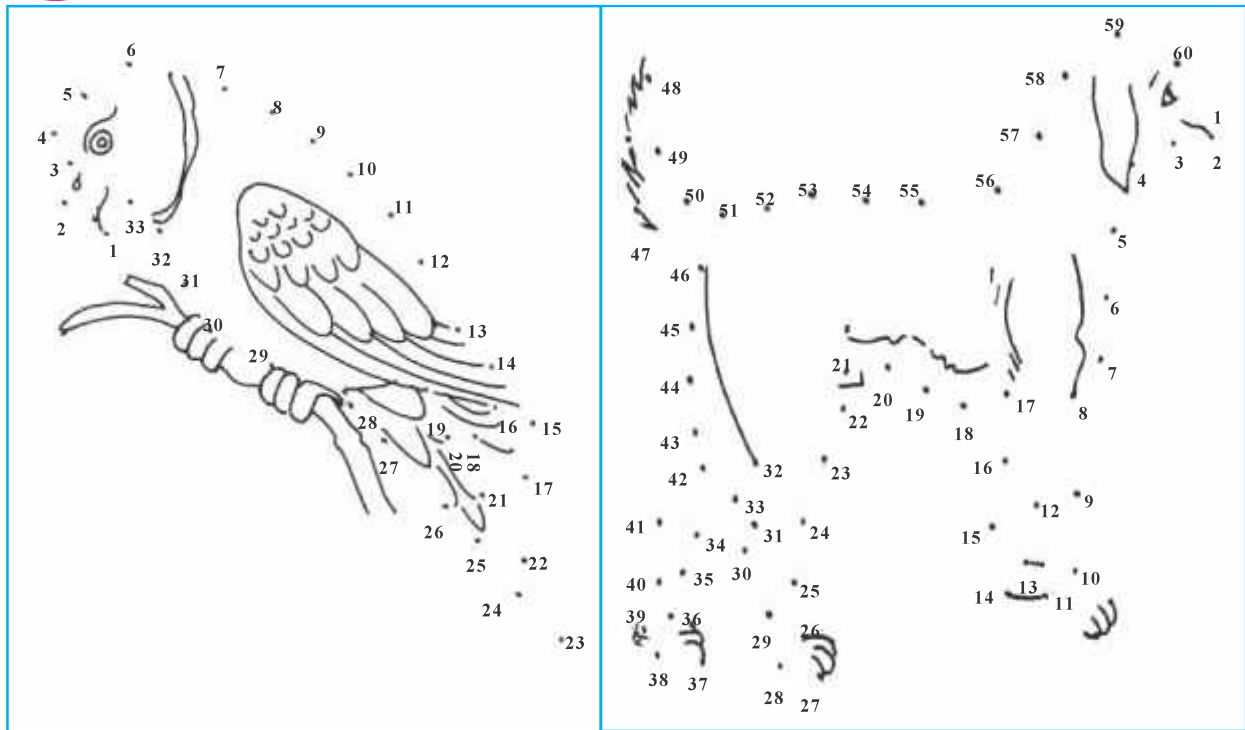
My...

5

## Life around us



Fill in the colours :





### Read :

Vivek and Dhara are in the garden. They are talking.

**Vivek** : Dhara, look, how the garden has blossomed after rain !

**Dhara** : Yes, the leaves on the trees look green everywhere.

**Vivek** : Oh ! Dhara, look, how many lives are here and there on the tree ?

**Dhara** : There are many living organisms. Look, what is this ?

**Vivek** : Yes, it can change its colour. It is chameleon.

**Vivek** : Let us make a list of animals seen around us.



### Write :

- Write names of animals, birds and insects around you.

Mouse	Dog	Common Myna ( <i>Kabar</i> )	Butterfly





**Observation :**



**Write :**

Name	How they eat food ?		Move from one place to the other			Legs		
	By mouth	By beak	Fly	Walk	Crawl	Two	Four	More
Dog	✓			✓			✓	
Common Myna (Kabar)		✓	✓			✓		



**Read :**

**Vivek :** Do you know that the eating, moving and body-cleaning habits of all animals are different ?



**Dhara :** Yes, some animals move with the help of abdomen. It is called crawling.

**Vivek :** Which are the other animals, whose method of moving (walking) is different ?



**Write :**

- Walk :
- Fly :
- Crawl :

**Vivek :** Dhara, do the animals have different ways of eating food ?

**Dhara :** Yes, I know it. Crane takes food by grabbing it in its beak. Goat eats food with mouth. Squirrel uses mouth and two front feet and two front teeth for eating. Dog also eats with mouth. Snake, frog and lizard swallow their food.

**Observation :****Write :**

- With beak :
- With mouth :

**Read :**

**Dhara :** Vivek, animals-birds also keep their body clean like us.





**Write :**

- With beak :
- With tongue :
- With water :

**Vivek :** Today we have collected information about many animals.



**Observations :**



**Write :**



- Smaller or bigger than Common Myna (*Kabar*) ?
- What is its colour ?
- What does it eat ?

- Smaller or bigger than Common Myna (*Kabar*) ?
- What is its colour ?
- What does it eat ?







- Smaller or bigger than Cat ?
- What is its colour ?
- What does it eat ?

- Smaller or bigger than Cat ?

- What is its colour ?

- What does it eat ?



- Smaller or bigger than a Housefly ?
- What is its colour ?
- What does it eat ?

- Smaller or bigger than a Housefly ?
- What is its colour ?
- What does it eat ?





## Read and Think :

**Birds** : Dove (Pigeon), parrot, sparrow, duck etc. lay eggs. They can fly. We know them as birds.

**Animals** : Cow, buffalo, goat, monkey, deer etc. give birth to a young one. We know them as animals. They cannot fly like birds.

**Insects** : Ant, cockroach, housefly, mosquito, spider etc. are smaller in size. We know them as insects. They also lay eggs.



## Observation :

Animals	Birds	Insects
Goat	Cuckoo (Koel)	Housefly





**Write :**

Pair the pictures :



**Think and Say :**



**Write :**

Name	Use
Ox	Helpful in farming.





## 6

## Darkness-Light



## Read :

My name is Charmi. My father prepares and sells sweets. My mother helps him. I get up early in the morning. My younger brother wakes up at seven o'clock. We all take tea-breakfast. My mother cooks lunch after my father goes to shop. We get ready to go to school. After studying for the whole day at school we come home in the evening. My brother and I have snacks. We all dine together after our father returns home. At night we all go to bed. The entire village gets silent at night.



## Think and Say :



## Write :

Charmi gets up in the morning at \_\_\_\_\_ o'clock. She has one younger brother. They both take food in the morning at \_\_\_\_\_ o'clock. At school \_\_\_\_\_ sings prayer. Her shadow is smaller when she plays in the school. Her shadow falls on \_\_\_\_\_ side when she returns home.









**Write :**

Mark ☒ under the proper answer :

On which side is the sun when Charmi returns home ?	Left	Right	In front	Behind
On which side is the sun when Charmi plays in the afternoon ?	High	Low	Opposite	Behind



**Write :**

My name is \_\_\_\_\_. I dine at \_\_\_\_\_ in the morning. \_\_\_\_\_ makes us sing prayer in my school. The sun is on  \_\_\_\_\_ side when I go to school.  My shadow is on  \_\_\_\_\_ side when the sun is on my left side. The sun is on  \_\_\_\_\_ side when my shadow is on left side.



**Activity :**

Have a look at a shadow and draw the position of the sun.





**Write :**

When you come to school, on which side of yours is the sun ?	
When you go home, on which side of yours is the sun ?	
When does your shadow look short ?	
When does your shadow look long ?	

**Observation :**



- There is a shadow underneath a neem tree.
- The shadow is at the side of the room.
- The shadow is near a water tank.
- The students are sitting in this shade.







### Fill in the colours :

When you come to the school, to show the places where you see sunshine use  and  where there is shadow.

Near verandah	<input type="radio"/>	Behind water tank	<input type="radio"/>	Beneath the tree	<input type="radio"/>
On left side of room	<input type="radio"/>	On right side of room	<input type="radio"/>	Towards the water tank	<input type="radio"/>
On left side of tree	<input type="radio"/>	In front of water tank	<input type="radio"/>	On right side of tree	<input type="radio"/>
Behind the room	<input type="radio"/>	In front of room	<input type="radio"/>	On outer side of verandah	<input type="radio"/>
Where the prayer is sung	<input type="radio"/>	Near the flag-pole	<input type="radio"/>	On right side of sanitation-complex	<input type="radio"/>
On left side of sanitation-complex	<input type="radio"/>	In front of sanitation-complex	<input type="radio"/>	Behind sanitation-complex	<input type="radio"/>





## Song :

Call me *Dada* (grandpa) young and elder,  
Waiting eagerly for me in winter,  
Summer bores them too much,  
My heat burns them so much.



Three-letter is my name; make all warm is my task,  
Tell me fast, who am I, let me ask.

Call me *Mama* (uncle) young and senior,  
Waiting at night getting eager,  
Always loved by everyone,  
Find me full, half or none.



Small tiny is my name, make all cool is my task,  
Tell me fast, who am I, let me ask.




Little little twinkle we do,  
At night we wander and move,  
Twinkle, twinkle, twinkle, twinkling,  
Always glittering.

Four-letter is my name; twinkle-twinkle is my task,  
Tell me fast, who am I, let me ask.






## Observation :



- I am the Sun.
- I give light and heat.
- When I come from the East, there is morning.
- When I hide in the West, it is night.
- Whenever I am there, morning, afternoon or evening will be there.



- I am the Moon.
- My phase changes daily.
- From first day to full moon day, my phase increases.
- When my phase is seen increasing, it is the bright fortnight of lunar month (*Sud*).
- My phase decreases after full moon day to no moon day.
- When my phase is seen decreasing, it is the dark fortnight of lunar month (*Vad*).





- We are stars.
- Twinkling stars.
- Ah! Stars mean stars, twinkling stars.
- We are seen even if Uncle Moon is there or not
- We are not seen when the Sun is there.
- The Sun is also a star.



### Observation :

- Draw phases of the Moon in the box given below :

1. Monday		6. Tuesday	
/ /		/ /	
2. Thursday		7. Friday	
/ /		/ /	
3. Sunday		8. Monday	
/ /		/ /	
4. Wednesday		9. Thursday	
/ /		/ /	
5. Saturday		10. Sunday	
/ /		/ /	





### Think and Say :



One day Surajdada (Grandpa Sun) fell ill. Due to heat caught fever. It got dark. Surajdada was sick. At night all got together. What should we do in the morning ? Everybody started thinking.

Surajdada said : I will come in the morning but at one condition. All said : Surajdada ! What is the condition ? Now, think..... think.



### Write :

- What condition Surajdada would have made ?
- \_\_\_\_\_
- \_\_\_\_\_
- \_\_\_\_\_



One day a baby child was upset. The baby's mother said : Come on my dear, I will show you Uncle Moon. But this could not happen. Because, that was the dark half of the lunar month. Now.... This was a little baby. The baby started weeping, "Show me Uncle Moon". None would like a weeping child ! Now, think.



### Write :

- How to stop a crying baby ?
- \_\_\_\_\_
- \_\_\_\_\_
- \_\_\_\_\_



## How much have you learnt ? - 2



**Fill in the colours :**

- Draw your favourite picture.



**Based on your drawing, answer the following questions:**


- Is your picture of a living or a non-living object ?
- How is it made ?
- Where is it seen ?
- How is it useful ?
- Does it help or harm the environment ?







## Classroom Activity :



### Cross

1. A vessel to store water (3)
3. A small animal staying in house (3)
4. Animal that lives in jungle (5)
5. Is necessary when we travel by bus or train (6)
6. An insect (3)

### Down

1. A bird with red beak (6)
2. Animal that helps in farming (2)
7. \_\_\_ is my country (5)
8. A bird flying high in the sky (5)
9. Birds build nest here (4)
10. \_\_\_ is closed when the school is over (4)
11. People drink in the morning (3)



How much have you learnt ? - 2

**Read :**

Vacation started. Maunas went to his *Mama's* (maternal uncle's) home. After getting down from the bus, he picked up a rickshaw. He arrived at his *Mama's* place. Uncle was at home. *Mama* wore helmet and rode on motorbike. On his motorbike Uncle took Maunas and Hiral to the farm. There were peacocks and deer in his farm. Butterflies and squirrels were also there. Cotton and Bajara (millet) were sown in the field. Here, there were big trees of banyan and chickoo. They ate groundnut and mango at the field. Then they rode on Uncle's motorbike and returned to the village.

After coming back, Hiral and Maunas went to the market. Here, there were shops of sweets. The bees were buzzing at one shop. They went to another shop. The sweets were in the glass-jars. Uncle purchased one kilo *Jalebi* from that shop. It was already dark when they returned home. *Mami* (maternal aunt) had prepared potatoes and bitter-gourd (*karela*) vegetable curry. They ate vegetables, *Jalebi*, roti and milk and went up to the terrace to sleep at night. The moon and the stars were visible in the sky. Looking at the stars they fell asleep.

A cock crowed. It was morning. They all got up. The birds were chirping. Aunt started dusting. Maunas and his Uncle helped her. After brushing the teeth, they had milk. Maunas and Hiral went to visit the village. There were raw houses built of clay and well-built house of bricks in the village. There were dustbins on the roadsides.

In the afternoon, Maunas started for home. It was already evening when Maunas reached home in the village. At night after taking meals, while chatting with his grandpa he went to sleep.





Write about the following from the story :

Animals	:	<input type="text"/>	<input type="text"/>	<input type="text"/>
		<input type="text"/>	<input type="text"/>	<input type="text"/>

Birds	:	<input type="text"/>	<input type="text"/>	<input type="text"/>
		<input type="text"/>	<input type="text"/>	<input type="text"/>

Insects	:	<input type="text"/>	<input type="text"/>	<input type="text"/>
		<input type="text"/>	<input type="text"/>	<input type="text"/>

Cleaning tools	:	<input type="text"/>	<input type="text"/>	<input type="text"/>
		<input type="text"/>	<input type="text"/>	<input type="text"/>

Vehicles	:	<input type="text"/>	<input type="text"/>	<input type="text"/>
		<input type="text"/>	<input type="text"/>	<input type="text"/>

Edible items	:	<input type="text"/>	<input type="text"/>	<input type="text"/>
		<input type="text"/>	<input type="text"/>	<input type="text"/>







**Write :**

Observation	What have you learnt ?
Birds	Shape, colour, food, other functions
Living elements	
Non-living objects	
Habitation	
Dresses	
Food	
Animals	
Insects	



**Write :**

- Write names of religious places in the village.

---



---

- When do people dine together ?

---



---



**Environment**

# **My Surroundings**

**Standard 3**

**(Semester II)**



## 7

## Maunas at Uncle's village



### Think and Say :

- How do you receive a post from another village or a town ?
- Who helps you at a clinic ?
- Who provides the facilities of roads, street lights, drainage in your village or town ?



Have you ever seen a thing like this ?

- What is an ice-cream made of ?



### Read :

Maunas lives in the city. During Diwali vacation he went to his maternal uncle's village. His uncle needed a certificate of income. So, they went to Gram-Sachivalaya (Gram Panchayat) for that certificate. Maunas also accompanied him to Gram-Sachivalaya. There the Talati-cum-Mantri issued him the certificate.

**Maunas :** Who works here ?

**Uncle :** Gram-Sachivalaya (Gram Panchayat) is looked after by the head of Village-Sarpanch and Talati-cum-Mantri.

**Maunas :** What kind of work is done here ?







**Uncle** : Here works related to education, health, roads, street lights, village cleaning, drinking water and drainage facility are carried out.

**Maunas** : At our place there is no Gram-Sachivalaya.

**Uncle** : Son, there are municipalities in the cities, whose head is President and Chief Officer for administration. In big cities, there are municipal corporations whose head is Mayor and Municipal Commissioner is there for administration.



### Write :

- Which service department (establishment) is there where you live ?

- ☐ Gram-Sachivalaya
- ☐ Municipality
- ☐ Municipal Corporation



- Who is the head in this sector ?

☐ Sarpanch

☐ President

☐ Mayor

- Who is the administrative officer in this sector ?

☐ Talati-cum-Mantri

☐ Chief Officer

☐ Municipal Commissioner



**Write :**

- Who makes the arrangement for drinking water in the village ?

---

---

---

---

---

---

---

---

---

---

---



Both of them went to post office while returning from Gram-Sachivalaya. Uncle bought post cards. Maunas borrowed one post card from his uncle and wrote a letter to his father.



### Puzzle :



### Write :

If you write a letter to your uncle, what will come on the way when it reaches him ?

- \_\_\_\_\_ • \_\_\_\_\_ • \_\_\_\_\_
- \_\_\_\_\_ • \_\_\_\_\_ • \_\_\_\_\_

Certain works are carried out at the post office as shown below. For example....

- To deliver post, money order.
- There are facilities like issuing insurance, small savings, payments of telephone and electricity (light) bills.







### Activity :

Here are two different postal stamps. Paste other two postal stamps.



### Project :

(A) Place : \_\_\_\_\_

(B) Name of the post master : \_\_\_\_\_

(C) Name of the post man : \_\_\_\_\_

(D) Pin code :



### Think and Write :

- Whose letter have you received ?
- \_\_\_\_\_
- \_\_\_\_\_
- \_\_\_\_\_



- How is a post office useful to you ?

- \_\_\_\_\_
- \_\_\_\_\_
- \_\_\_\_\_



### Read :

Next day morning Maunas got ready quite early. With his uncle he went to a bank in the village. At the bank, Maunas saw many people coming in and going out of the bank. Some were withdrawing money from bank and some were depositing it. Maunas stared at them. He looked at his uncle.



**Uncle :** We can deposit money in the bank. We can get back money from it as per our requirement. There are lockers in the bank to safeguard our valuable things, ornaments etc. Loans are available from bank for building house, study, buy vehicles, and agriculture.





## Project :

(A) Name of the bank : \_\_\_\_\_

(B) Address of the bank : \_\_\_\_\_  
\_\_\_\_\_

(C) Name of the bank manager : \_\_\_\_\_

(D) How does he/she help you ?

- \_\_\_\_\_  
\_\_\_\_\_
- \_\_\_\_\_  
\_\_\_\_\_
- \_\_\_\_\_  
\_\_\_\_\_
- \_\_\_\_\_  
\_\_\_\_\_



## Special

We can withdraw money from ATM booth of any bank with the help of an ATM card.



## Read :

It was afternoon. Maunas and his uncle were returning home. A boy fainted on the road due to dizziness. Uncle saw him. He dialed number 108. In no time, an ambulance arrived. The boy was taken to a clinic.







Doctor, nurse, compounder and others were present in the clinic. It was a small clinic.

**Maunas :** Uncle, there is a big clinic in the city. Here.....

Uncle stopped Maunas and said, “Yes, this is a primary health care centre. There is a big government hospital in the city.”



### Project :



### Think and Write :

- Which of the following is the nearest from your place ?

☐ Primary Health Centre

☐ Hospital



- Name of the doctor : \_\_\_\_\_
- Name of the nurse : \_\_\_\_\_
- Which treatments are available here ? \_\_\_\_\_  
\_\_\_\_\_
- How do they help you ? \_\_\_\_\_
- \_\_\_\_\_  
\_\_\_\_\_
- \_\_\_\_\_  
\_\_\_\_\_
- \_\_\_\_\_  
\_\_\_\_\_
- \_\_\_\_\_  
\_\_\_\_\_
- \_\_\_\_\_  
\_\_\_\_\_



### Read :

They were returning home from the clinic. Maunas saw many people standing in a queue.

**Maunas** : Why are they standing here ?

**Uncle** : They are depositing milk.

**Maunas** : So many people. Where do they send the milk ?

**Uncle** : From here, the milk is transported to the main dairy. Various products are made there. Then they are distributed.







Maunas came to know from his uncle about the various products made out of milk collected in the dairy. Kindly visit a dairy nearby and fill in the following details :



**Write :**

- Name of the dairy : \_\_\_\_\_
- What kind of people work in the dairy ? \_\_\_\_\_
- Approximately how many liters of milk is collected every day ? \_\_\_\_\_
- Where do they send the milk ? \_\_\_\_\_
- Which products can be prepared out of milk ? \_\_\_\_\_





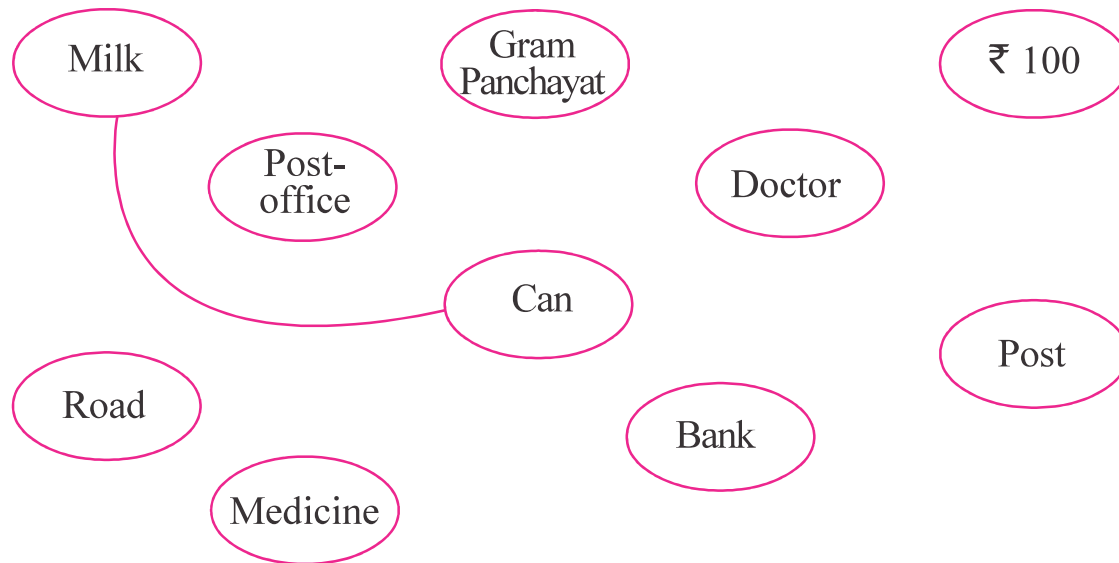


### Think and Say :

- What difficulties will you face if these institutes (establishments) are not there ?
- Which other institutes (establishments) are useful to us ?



### Activity :



### Know this much :

- Apart from these, many other services are available in a village or a city.
  - (A) Police station
  - (B) Fire brigade station
  - (C) Court
- The full form of ATM is Automated Teller Machine.
- A message can also be sent by SMS and e-mail in addition to post.



- A person, who deposits the maximum amount of milk every year in the dairy, is honoured.
- Amul dairy is the biggest dairy of the country, which is situated in Anand of Gujarat.
- Dial number-100 for emergency call for police.
- Dial number-101 for calling fire brigade, when there is fire.
- Dial number-108 for any type of medical emergency.






8

## Let us identify



Song :

Tiny little hill and a tree upon the hill,  
 Tree, tree, tree and a tree upon the hill.  
 Tree has roots and a trunk above it,  
 Trunk, trunk, trunk and trunk on the roots.  
 Lots of branches growing here and there from the trunk,  
 Branch, branch, branch look how many branches.  
 With tiny-mini leaves the branch looks lovely,  
 Lovely, lovely, lovely branch is lovely.  
 On tiny-mini branches have green and yellow leaves,  
 Leaf, leaf, leaf green and yellow leaves.  
 Beside the leaf is a lovely flower;  
 flower bears a fruit,  
 Fruit, fruit, fruit, the flower bears the fruit.  
 How mouth-watering are the mango, pomegranate, chickoo,  
 Water, water, water, water in the mouth.





**Write :**

Find out and write about the following from your surroundings :

- Names of fruits :

---

---

- Names of trees :

---

---

- Names of flowers :

---

---

**Observation :****Write :**

Write names of trees, shrubs, creepers seen around your school and house. Write names which are unknown to you with the help of your parents and friends.

Neem tree		
	Tulsi (Basil)	
Mango tree		Bottle-gourd







**Fill in the colours :**



**Write :**

1. Which tree is in this picture ?

---



---

2. How many fruits are there on the tree ?

---



---

3. Does it have big leaves or small ones ?

---



---

4. What is the colour of its flower ?

---



---

5. Where are the roots of the tree ?

---



---

• What is shown in this picture ?

---




---



---



---



**Let us identify**

**71**





**Observation :**



**Write :**




**Read :**

**Leaf :** The leaves of vegetation are of different shapes and sizes. A tree can be identified from it. The leaves prepare the food for the tree.

**Think and Say :**

**Fruit :** There is a seed in the fruit. Another tree grows out of it.



**Trunk :** The small shrubs have thin trunks, while the trunks of big trees are thick. A trunk has bark on it.

**Flower :** Most trees bear flowers. Fruits grow out of these flowers.

**Root :** The roots of the tree go deep in the soil. The tree remains erect because of it. Tree drinks water with the help of the root.

**Let us identify**



**Observation :****Write :****Tree****Shrub****Creeper**

Banyan tree

**Project :**

Names of trees – shrubs found at School	Colour of flower	Name of fruit	When does it bear fruits ?	Does the tree offer shade?	Does not give shade?	Are leaves big ?	Are leaves small?	Is trunk thick?	Is trunk thin?
Vinca Rosea	White	–	–	–	✓	–	✓	–	✓
Jujube Tree	Yellow	Jujube fruit	In winter	✓	–	–	✓	–	–
Banyan tree	Red	Banyan Figs	In monsoon	✓	–	✓	–	✓	–







## Fill in the colours :



- Draw your favourite tree and colour it.





## Fill in the colours :

- Draw missing parts.



## Write :

- Write the parts of the tree in the increasing order from the land to the sky.

(1) \_\_\_\_\_

(2) \_\_\_\_\_

(3) \_\_\_\_\_

(4) \_\_\_\_\_

(5) \_\_\_\_\_

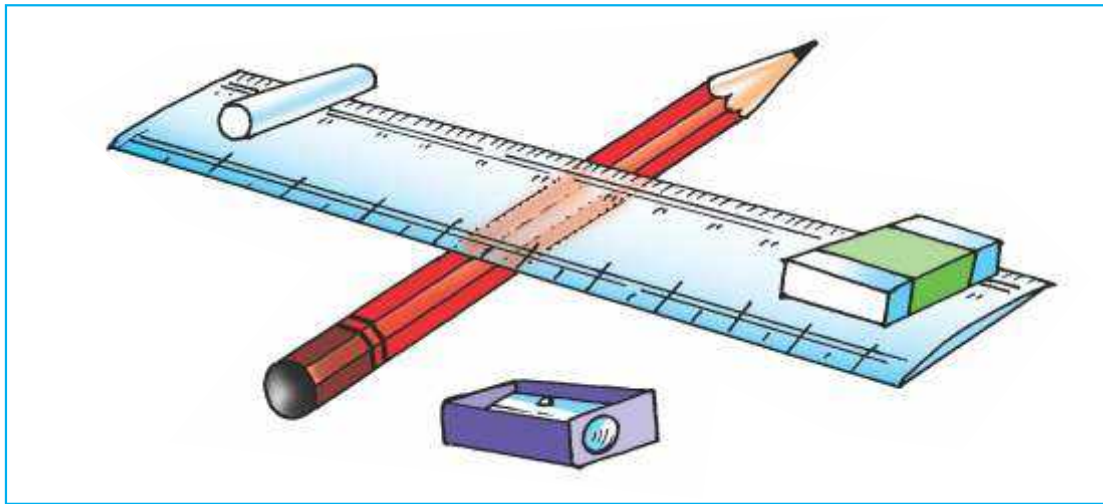


## 9

## Look and Learn



## Activity :



- Of the two, which is heavier - an eraser or a sharpner ? \_\_\_\_\_
- Which items are lighter than an eraser ? \_\_\_\_\_
- Of the two, which is lighter – a chalk or an eraser ? \_\_\_\_\_
- What will weigh same as a chalk, an eraser and a sharpener ? \_\_\_\_\_



## Observation :

Put the following things in order from lighter to heavier :

Compass  
box

Pencil

Chalk

School  
bag

Eraser

10

Paper

1

Duster

Rule

Book

Slate





## Activity :

Collect the things :

• Plastic	• Tamarind seed	• Matchbox	• Coin
• Mirror	• Mango seed	• Measure tap	• Leaf
• Stone	• Roof tile	• Compass	
• Cloth	• Eraser	• Chalk	



## Activity :



## Observation :



## Write :

Things with imprints		Things without imprints	
• Coin	• _____	• Glass	• _____
• Trunk	• _____	• Paper	• _____
• Leaf	• _____	• _____	• _____
• _____	• _____	• _____	• _____
• _____	• _____	• _____	• _____
• _____	• _____	• _____	• _____



Things which have produced impressions are called rough items.



### Classroom Activity :

Collect smooth or rough items. Ask your friend to close his/her eyes and then one by one put in his/her hand the things you have brought. By touching with fingers try to know whether they are smooth or rough. Now, you close your eyes and tell about the surfaces of the things that your friend has brought.



### Write :

Smooth things used in the game	Rough things used in the game
• _____	• _____
• _____	• _____
• _____	• _____
• _____	• _____
• _____	• _____
• _____	• _____



### Think and Say :



**Write :**

- Things made up of glass :

---

---

- Things made up of wood :

---

---

**Write :**

- Breakable** ☐ **Unbreakable** ☐

String		Cloth		Glass
Eraser	<input type="checkbox"/>	Nail	<input type="checkbox"/>	Stone
	<input type="radio"/>	Leaf		Pyjamas-string
Wood				Rope
		Wire		Paper

**Read :****Think and Say :**

Brickbat	Cloth	Clod	Leaf
Stone	Paper	Bangle	Eraser
Plastic thing	Brick	Piece of tiles	Nail
Feather	Pencil	Chalk	Slate







## Write :

- Infer and write.

By doing what ?	Will not break	Will bend	Will break
By breaking with hammer or stone....			
Smashing on a stone...			



## Activity :

Try to break the things that are collected or smash them on the stone. Be careful and don't hurt yourself while breaking pieces of glass or tiles.



## Write :

By doing what ?	Will not break	Will bend	Will break
By breaking with hammer or stone....			
By smashing on a stone...			



## Discussion :

- Write conclusions in the table :

Correct inference	Wrong inference



## Write :





## Write :

- Write about what the collected things are made of.
- Get help of your teacher when you do not understand.

Name of the thing	Is made of what ?	Does it break ? Yes / No
Bangle	Glass	Yes



The things which break on bending are called brittle substances.



## Fill in the colours :

- Mark ■ against the thing which can be pierced easily with a nail :

Stone ☐

Wood ☐

Eraser ☐

Jaggery ☐



- Mark  the thing which can be pressed with :

Eraser ☐Stone ☐Wood ☐Wet soil ☐

- Mark  the thing which cannot be pressed with :

Stone ☐Eraser ☐Wood ☐Wall ☐

- Which is hard ?  :

Which is soft ?  :Eraser ☐Chair ☐Wood ☐Cot ☐Jaggery ☐Cotton ☐Stone ☐Pen ☐

When the substances are rubbed with each other, the substance on which there is scratch, is called soft.

### Know this much :

- All the things in the world are substances, out of which some are smooth, while some are rough, some are heavy, some are light, and some are soft, hard or brittle.
- There are many substances. There is diversity in them. Find out such other diversities seen in colour, smell, taste etc.
- Diamond is the hardest substance.
- In cutting of the glass, diamond-chip is used.





## How much have you learnt ? - 3



### Project : Invention-Finding :

(Make a group with your friends and write after observation.)

- Which trees are commonly found around you ?

---



---

- Which fruit-bearing trees are there in your village ?

---



---

Tallest tree	Where do you find it ?	Tree having the thickest trunk	Where do you find it ?



### Write :

- If Deep falls sick...
- If Gita writes a letter to uncle...
- If Rehana needs money...
- If water is needed in village...
- If Ruchan's cycle is stolen...

Dispensary	Doctor





**Fill in the colours :**



**How much have you learnt ? - 3**

**85**



**Write :**

Substances	Smooth	Rough	Hard	Brittle	Soft	Coloured
Mirror	✓			✓		
Brick	✓	✓				✓



**Look and Tell :**

- Against which things do you find maximum ✓ marks ?
- Against which things do you see minimum ✓ marks?




**Wonderful !**

- See, one thing has so many properties.





10

## Know your Nation



### Read :

Every thing, person and place has also its own identity. Every nation has its own identity. A nation can be identified through his/her symbols. There are various symbols in our country. Let us identify our nation. Let us identify national symbols. Below are given pictures of different things. These things are different in colour, size, shape; even then there is one common thing in all of them. Look at the pictures and identify.



### Look and Tell :



### Discussion :



What is common in the above pictures ?  
It is our national emblem as well as the national symbol.



Know your Nation

87



## Emboss :

- Imprint national emblems from coins of various currency with the help of your teacher.





## Observation :



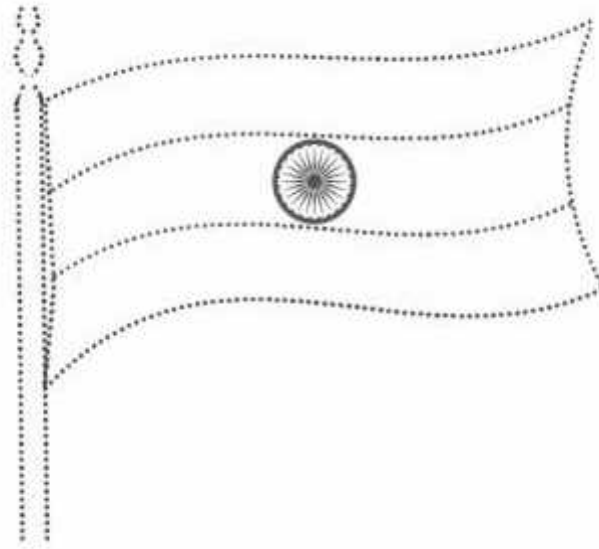
- \_\_\_\_\_
- \_\_\_\_\_
- \_\_\_\_\_
- \_\_\_\_\_
- \_\_\_\_\_
- \_\_\_\_\_
- \_\_\_\_\_







**Fill in the colours :**



**Think and Write :**

- Fill in the details on the basis of above picture :

Name	Colour	Number of Spokes	Name of the wheel (Chakra)



**Think and Say :**

- On which days do we have flag hoisting at our school ?
- Which songs are sung on the day of flag hoisting ?
- Which song is sung at the end of flag hoisting ceremony ?



**Write :**

The National Anthem, 'Jana Gana Mana' is our national symbol.  
Write first two lines of our National Anthem.

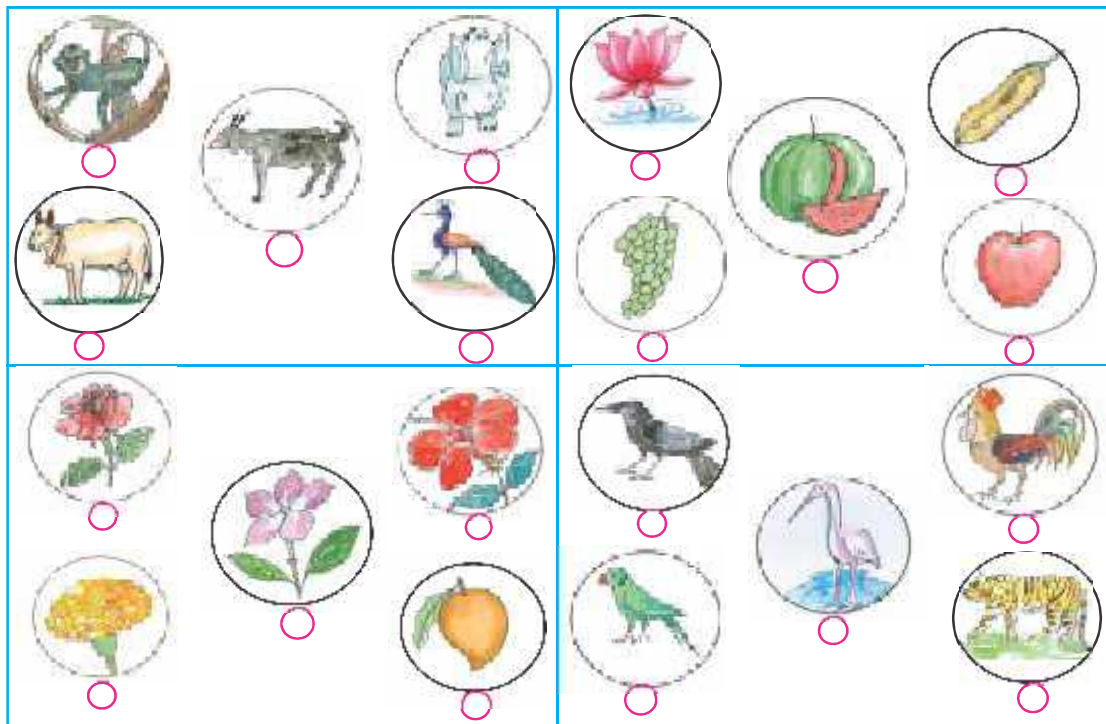
---



---



---

**Fill in the colours :****Write :**

Find out a picture which is different from the others in the group from each unit shown above. Write down its name.

**Animal** : \_\_\_\_\_  
**Bird** : \_\_\_\_\_  
**Flower** : \_\_\_\_\_  
**Fruit** : \_\_\_\_\_








You have written the names of different fruits, flowers, animals, birds from the above pictures. These are our national symbols. The Peacock is our national bird. The Tiger is our national animal. The Lotus is our national flower and The Mango is our national fruit.



### Activity :

- Match pairs :

National animal	National song	National flower	
			National emblem
National bird	National fruit	Jana, Gana, Mana...	



### Write :

- Which national symbols have you seen ?

_____	_____
_____	_____
_____	_____
_____	_____





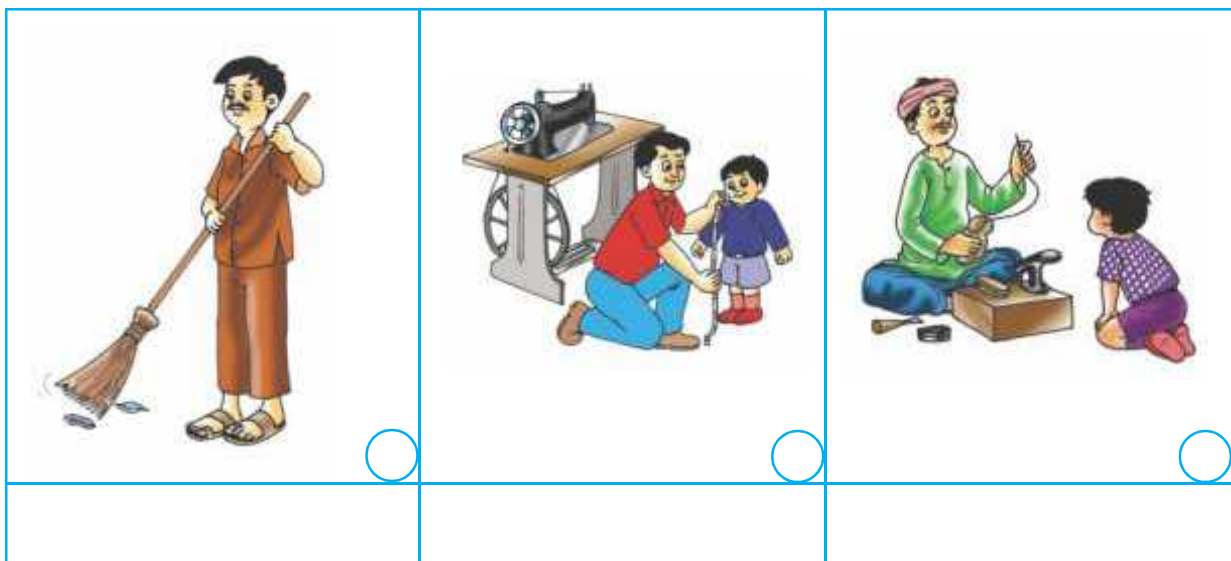

12

## Professionals



**Fill in the colours :**

- If you find these in your village, fill in colour ● :



Professionals

97



## Observation :


- If their help is necessary then fill in colour ● :





**Song :**

- Sing and enact a song about professionals/helpers with the help of your teacher.

**Match :**





## Observation :



## Discussion :



## Write :

- Professionals :

---



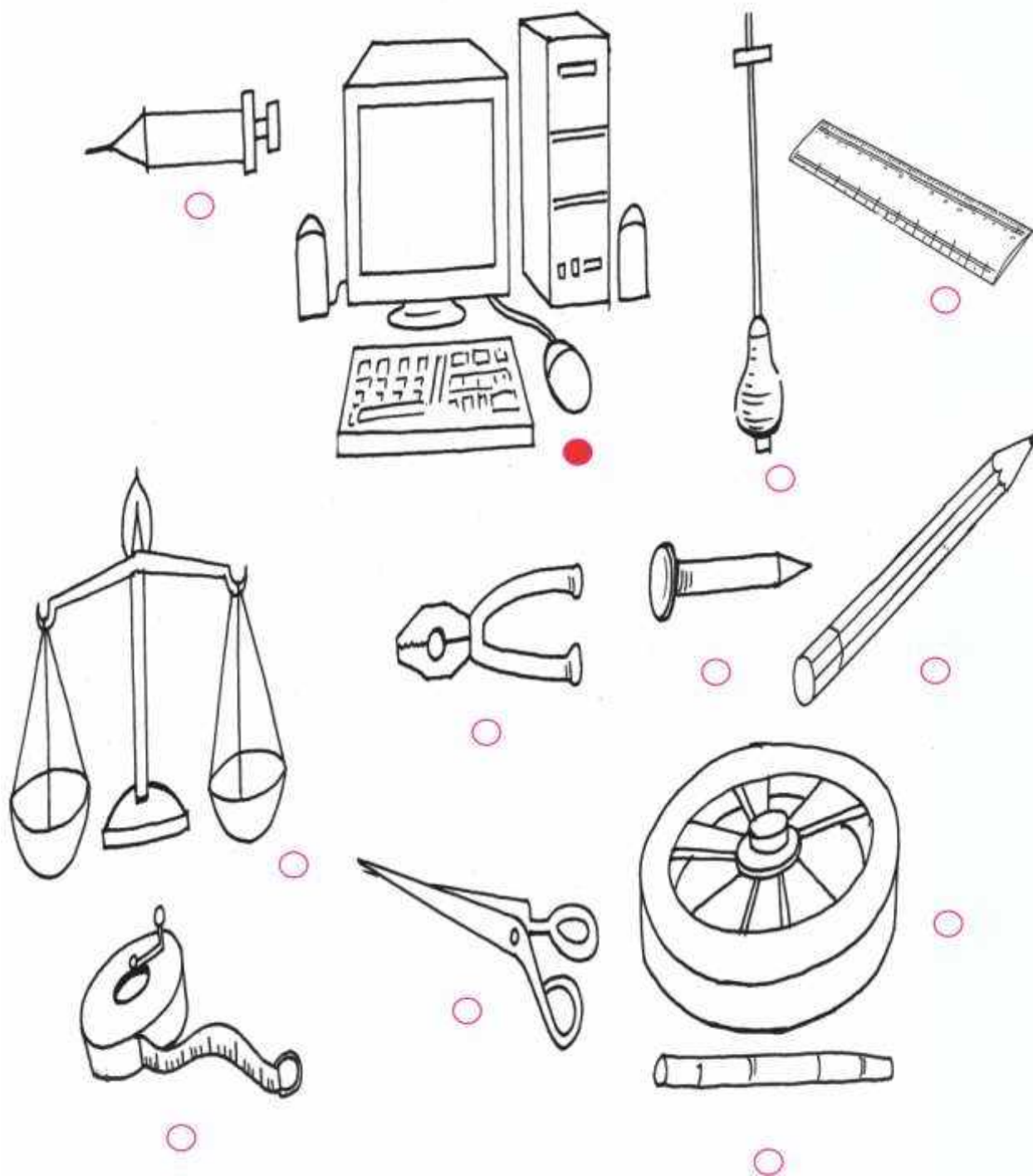
---





### Fill in the colours :

- If you have seen use of the following tools / devices, then fill in ● colour :



**Observation :****Write :**

- Ask and write :
- Name : \_\_\_\_\_  
Profession : \_\_\_\_\_  
Names of tools : \_\_\_\_\_  
Which items are purchased from outside ? \_\_\_\_\_  
What is prepared ? : \_\_\_\_\_  
Who helps in the house ? : \_\_\_\_\_  
Who taught it ? : \_\_\_\_\_  
Other information : \_\_\_\_\_
- Name : \_\_\_\_\_  
Profession : \_\_\_\_\_  
Names of tools : \_\_\_\_\_  
What is purchased from outside ? \_\_\_\_\_  
What is prepared ? : \_\_\_\_\_  
Who helps in the house ? : \_\_\_\_\_  
Who taught it ? : \_\_\_\_\_  
Other information : \_\_\_\_\_












**Write :**

	Needle-thread	Scissor	Hammer	Measure tape	Mason's trowel	Plane
Carpenter			✓	✓		✓
Blacksmith						
Cobbler						
Mason						
Barber						



**Puzzle :**

Look at the picture and write the names of the professionals.

	⇒ C	O	B	B	L	E	R	
								
			↓					
		⇒						
	⇒							



**Write :****Discussion :**

- For what type of work do you have to go out of your home ?

---

---

- Which professionals are around you ?

---

---

- Which professionals around you go out for work ?

---

---

**Write :****Discussion :**

- If there is no tailor, then...

---

---

- If there are no scissors, then...

---

---

- If there is no sweeper, then...

---

---

- If there is no mason, then...

---

---



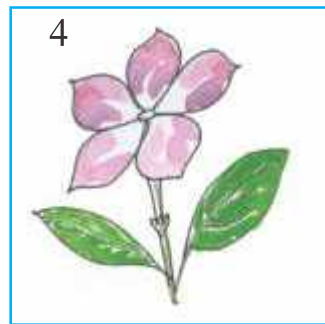

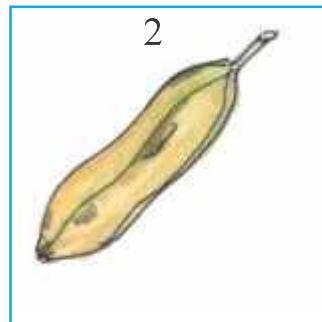



## How much have you learnt ? - 4



### Observation :

- Identify the symbol and write :







**Write :**

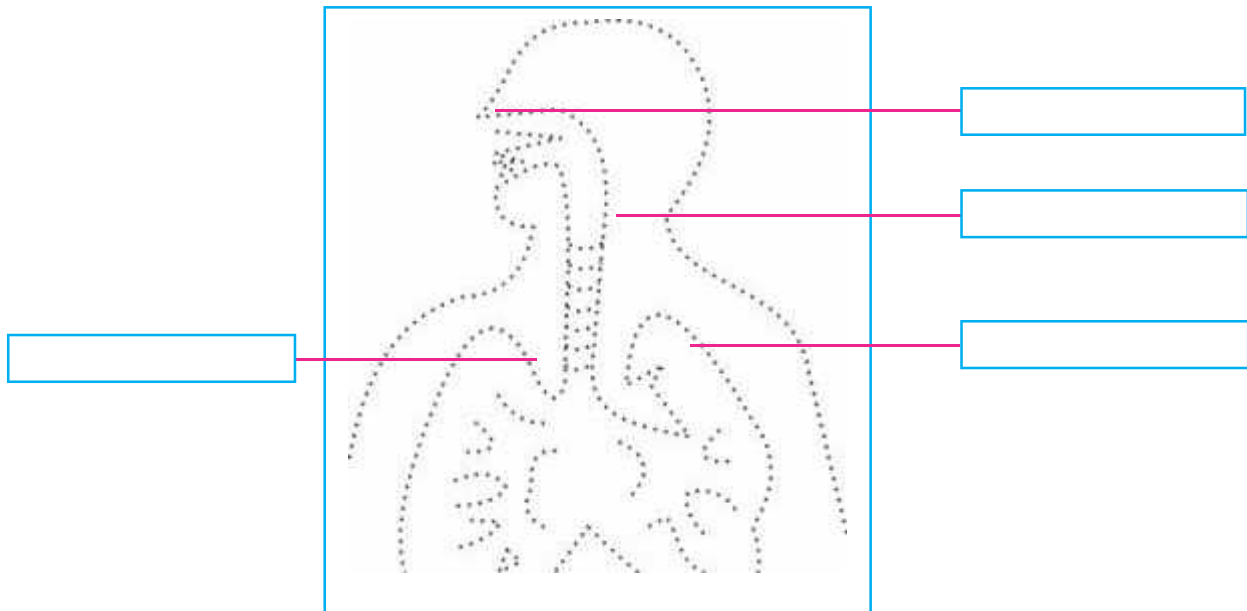
Details	Sr. No.	Speciality
National fruit	5	Mango is available in summer, mango is a fruit.
National bird		
National animal		
National flower		



**Fill in the colours :**



**Write :**



**Identify me :**

- I am a respiratory organ connected with two lungs. \_\_\_\_\_
- I am a respiratory organ seen outside the body. \_\_\_\_\_





### Write :

- Write the names of respiratory organs you have studied in proper order.

Nose









### Write :

As per the example, fill in the blanks with the things prepared by professionals from the substances mentioned here.

Carpenter	Chair	Table	Door	Bed	Wood
Blacksmith					Iron
Tailor					Cloth
Potter					Clay
Cobbler					Leather
Mason					Brick



## My Surroundings



### Think and Write :

Total number of members in your family	
Name of the most senior member in the family	
Name of the youngest member in the family	
Which of your friends has the lowest number of family members ?	
Which of your friends has the highest number of family members ?	



### Read :

Ramji's house. A well-built house. Two rooms inside this house. Ramji, his wife and five children stay under one roof. They live in harmony. Ramji takes care of all in the house. He fulfills their needs.

- How many members are there in Ramji's house ?
- When would there be commotion in the house ?
- For which needs Ramji might be spending more money ?



### Discussion :

- What will you do if you have to stay at Ramji's house ?
- Around you, in whose house are there more members ?
- Around you, in whose house are there less members ?

