

Class-9

Economics

Part-I

Developed by State Council of Educational Research & Training (SCERT), Bihar

Economics

Part-I

Textbook of Economics for Class-IX



सत्यमेव जयते

Published by Bihar State Textbook Publishing Corporation Ltd., Patna

Approved by Department of Education, Govt. of Bihar

**Developed by State Council of Educational Research &
Training (SCERT) for all Bihar**

Bihar State Textbook Publishing Corporation Ltd., Patna

First Edition - 2013

Guidance:

Shri Hasan Waris, Director, State Council of Education Research and Training, Patna.

Shri Raghuvansh Kumar, Director (Education) Bihar School Examination Board, (Higher Secondary, section) Patna.

Syed Abdul Moin, H.O.D., Teacher Education, SCERT, Bihar

Shri Ram Tavakya Tivary, HOD, Humanities and Social Sciences, SCERT, Patna.

TEXT-BOOK DEVELOPMENT COMMITTEE

Dr. Vijay Kumar Singh, Lecturer, Department of Economics, SMD College, Punpun, Patna (M.U.)

Shri Parveen Kumar, Lecturer, Department of Economics, SU College, Hilsa (M.U.)

Mrs. Vibha Kumari, Higher Secondary Teacher, Rajkiye Higher Secondary School, Rajendar Nagar, Patna

Ms. Preeti Kumari, Higher Secondary Teacher, Baldev Inter School, Danapur Cant., Patna.

Shri Asheessh Kumar, High School Teacher, Rakiyekrit High School, Beer Oiyara, Patna

ACADEMIC SUPPORT

Prof (Dr.) Ghanshyam Naryan Singh, ex-Professor, Post graduate Department of Economics, Magadh University, Bodh Gaya, and honorary acting Director, National Institute for Research on Unorganised Sector, (NIRUS), Mumbai.

TRANSLATION COMMITTEE (Hindi to English)

Dr. Subodh Kumar Jha, Dept. of English, S. N. Sinha College, Jehanabad, M. U., Bodh Gaya

Shashi Bhushan Pandey, Govt. Middle School, Dahpar - Sargawn, Noorsarai, Nalanda

M. Arshad Reza Warsi, Primary School, Pachasas, Rahui, Nalanda

FOREWORD

The new syllabus for class IX, in accordance with the decision of Department of Education, Government of Bihar, has been implemented in the first phase since April, 2009. In this series of proceedings, syllabi both language and non-language groups - for class I, III, VI and X have been implemented for the session 2010. In the backdrop of the new syllabus, the books of mathematics and science for class X developed by NCERT, New Delhi and all books for class I, III, VI and X developed by SCERT, Patna, and the text books for class II, IV and VII for educational session 2011 and text books for class V and VIII for the year 2012 have been published with cover designing by Bihar State Text-Book Publishing Corporation.

We are grateful, from the core of our heart, to the Hon'ble Chief Minister Shri Nitish Kumar, the Education Minister Shri P.K.Shahi and the Principal Secretary to department of education Shri Amarjit Sinha for their support towards quality education in school education of Bihar.

We are thankful to the directors of NCERT, New Delhi, and SCERT, Patna for their kind cooperation.

Bihar State Text-Book Publishing Corporation Limited will always welcome the comments and suggestions from students, guardians, teachers and educationist so that our effort in providing Bihar highest place among education world could be successful.

(J. K. P. Singh)

Managing Director,

Bihar State Text-Book Publishing Corporation Limited.

PREFACE

This book is developed on the basis of the new syllabus 2008 in reference to the NCF 2005 and the BCF 2008. The main objective of the new syllabus is to correlate the acquired knowledge with the real life situations and to develop interests among students for solution of economic problems of our country as well as state.

Keeping in view the level of understanding and needs of the students of class -IX, care has been taken to present the information of Indian economy in simple, lucid and plain language in the present textbook. Different economic realities are explained with the help of available data, but it is always kept in mind that the student should not lose interest in the subject while indulging in data. To make the study of economic system of Bihar and India interesting and fruitful for the basic learners of economics is the main objective of this book.

The book is designed in a very simple and attractive manner. Examination related standard questions are given at the end of each chapter, keeping in mind the convenience of students for the preparation of the subject.

The description of the son of Bihar and father of Mauritius Sir Shivsagar Ram Gulam and his father Mohit Ram Gulam in the last chapter adds to the popularity and importance of the book.

For playing very important role in writing and developing this book we extend our special gratitude to Dr. Vinay Kumar Singh, lecturer, Department of Economics, S..M.D. College, Punpun, Patna, Dr. Parveen Kumar, lecturer, Department of Economics, S.U.College, Hilsa, Mrs. Vibha Kumari, teacher, Higher Secondary School, Rajendar Nagar, Patna, Ms. Priti Kumari, teacher Baldev Inter School, Danapur, Cant,

Patna, Shri Asheesh Kumar, teacher, Rajykrit High School, Beer Oiyara, Patna. They completed the task with great intellectual care, tireless labour and emotional attachment. We are extremely grateful to Dr. Ghanshyam Singh, post graduate department of Economics, Magadh University, Bodh Gaya who have immensely benefited us through his creative suggestions and feedback. We are also indebted to Dr. Syed Abdul Moin, HOD, Teacher Education, SCERT, and Shri Ram Tavakya Tivary, HOD, Humanities, SCERT, for their contribution in completing the book. We are obliged to all faculty members and personnel of the council. I express thanks for Shri Vijay Kumar for his cooperation given time to time.

The book is in your hand. Hope, the book will fulfil the need and be helpful to the students, teachers and general readers. The errors and suggestions marked by students and teachers will be welcomed wholeheartedly.

(Hasan Waris)
Director [in-charge]
S.C.E.R.T., Bihar
Patna-800006

CONTENTS

Chapter	Page No.
1. The story of a Village in Bihar	1
2. People as a resource	22
3. Poverty	49
4. Inoccupation	75
5. Agriculture, Food Security and Quality	97
6. Agricultural Labourers	120

Chapter-1

The Story of a Village in Bihar

Picture- 1.1



Fatehpur Village

The purpose of this story is to make students acquainted with some basic concepts related to production. Farming is the main activity in Fatehpur, whereas several other activities such as animal husbandry, poultry, dairy, shop keeping, transportation etc. are carried out on a limited scale. These production activities need various types of resources - natural resources, manmade items, human efforts, money, etc. It will be clear through the early story of Fatehpur how various resources combine to produce the desired goods and services in the village.

Picture - 1.2



Village marching towards development

Fatehpur is well-connected with its neighbouring villages and towns. Punpun river is in the east of this village whereas there is Patna-Gaya main road in the west which is situated eastward to the road 9 Km away from Patna. Many kinds of transport - bullock carts,


motor cars, motor cycles, jeeps, tractors, buses, trucks - are often visible on this road. About 1500 families of different castes reside in this village. Most of the villagers are landholders and some of them are rich and their houses are made of brick and cement. The number of the poor people is one-fourth of the total population and they live in a corner of the village in very small houses made of mud and straw. The government has provided Pucca houses to some of the poor families under the scheme of Indira Awas Yojana. As the village is nearer to Patna, most of the houses have electric connections. In recent years, a power grid has been set up for the production and storage of electricity. Electricity powers all the tubewells in the fields and is used in various types of small business. There are six primary schools, one middle school, one high and one degree college in the village. The village also has

The village Fatehpur was named after shree Fateheshwar Narayan singh, a famous freedom fighter, active and ideal man

two Govt. Primary Health Centers and one private hospital where the sick are treated. The post office and Anganwari centres are also available in the village where the meetings of women are often noticeable. Stage Samudayik Bhavan, Samudayik lavatory and a famous Kali temple are the centres of modern attraction.

The description above shows that Fatehpur is more modern and developed than other villages and towns. Here is a well-developed system of road, transportation, electricity, irrigation, schools and health centres. Compare these facilities with those in your nearby village

Picture- 1.3



Farmer taking his produced food grains for sale

We know that goods and services are provided to the society through production which satisfy our requirements. In the village-town-city-state-country-world, we see that people are in some activities to earn their livelihood. Farmers, labourers, artisans, teachers, doctors, engineers, shop keepers, etc. are different classes of society who are engaged in various activities.

The story of Fatehpur will tell us about different types of productive activities being carried out in a village. Farming is the main activity of production in the villages of Bihar; the other production-activities, referred to as non-farm activities include small manufacturing, transport, animal husbandry, shop keeping, dairy etc. Even after evolvement of new techniques and revolution in agriculture, traditional methods are more popular in the village.

Production

In economics, production means creating utility.

We will try to understand production before discussing about the factors of production.

This is the main part of the study of economics. Production creates goods and services in society which satisfy our requirements. Here, it is noticeable that production does not mean creating new physical goods, but human beings make natural things much more useful through their economic efforts by changing their form, place or ownership. In economics, it is called **Production**. For example, when a carpenter makes a table or a chair of wood, it is called production because it increase its utility. Thus production does not mean manufacturing goods or matter but creating utility. In this part of economics, the different factors of production, (Land, labour, capital, organisation and enterprise), and methods and theories of production has been discussed.

Factors of Production

Production of goods and services requires some factors of production. In other words, the factors which help us in production are factors of production. for

example, land, ploughs, bullocks, seed, labourers, irrigation, pesticides etc. are required for growing crops. Similarly, for the production in factories, land, building, machines labourers, capital, organizers, market etc. are essential. So a great many factors are needed for production.

Factor of Production

1. Land
2. Labour
3. Capital
4. Organisation
5. Enterprise

There are five means of Production :

1. Land
2. Labour
3. Capital
4. Organisation
5. Enterprise

(1) Land

Land is the first requirement for production. Generally, land is meant for ground and its upper layer. But in economics, land is meant for all the free gifts from nature. Thus besides the upper layer of ground, land includes mountain, forest, river, sea, wind, sun, mineral, etc. In other words, the things freely gifted by nature are called land. These free gifts from nature always help in production.

Prof. Marshall : Land does not only mean the upper crust of the Earth, but the whole and forces which nature gives freely for man's aid in land, water, in air and light and heat.

Land is a natural resource and it should be used carefully. Scientific reports indicate that modern techniques of farming have used natural resources in abundance. By the advent of Green Revolution, in many regions, the fertility of land has reduced due to excessive use of chemical fertilizers.

In the manufacturing of Physical things, natural resources are used excessively. For example, in the construction of a building a number of trees has to be cut down.

1.1 Land is fixed / Static :

Farming is the main production activity in Fatehpur. About 75 percent of the people who are working are dependent on farming for their livelihood. They could be farmers or farm labourers. The well-being of these people is closely related to production on the farms. Since 1960, there has been no expansion in land area under cultivation. By then, some of the wastelands in the village had been converted to cultivable land. Since then there could be no expansion in agricultural land.

The Standard unit of measuring land is hectare, though in the villages land is measured in local units such as acre, *bigha*, *kattha*, *dhur*, etc. one hectare equals the area of a square with one side measuring 100 meters. Can you compare the area of a one hectare field with the area of your school ground?


In Bihar, most of the land is used for farming. No land is left useless. In the rainy season (from July to October), the farmers grow Kharif crops - Paddy and green vegetables. In winter (November to February), they grow Rabi Crops - Wheat, Pulses, Oil Seeds and Potato. The farmers keep some of them for their use and sell the surplus at their nearby market (*Mandi*). On one part of the land, the farmers grow sugarcane which is harvested once in a year. It is sold either in its raw form or in the form of Jaggery.

Not all villages in India have such high levels of irrigation. Apart from the riverine plains, coastal regions in our country are well - irrigated. On the contrary, plateau regions such as southern plateau have low levels of irrigation of the total cultivated area in the country a little less than 40 per cent is irrigated even today. In the remaining areas, farming is largely dependent on rainfall.

1.2 Multiple Cropping System :

To grow more than one crop on a piece of land during the year is known as multiple cropping system. It is the most common way of increasing production on a given piece of land. All farmers in Fatehpur grow at least two main crops. For the past several years, many farmers have started growing potato as the third crop.

Picture - 1.4



Various types of green vegetables


1.3 Distribution of Land

You must have realised how important land is for farming. Unfortunately, not all the people engaged in agriculture have sufficient land for cultivation.

In the decade 1960-70, Murari, a farmer had three hectares of largely unirrigated land. Murari with the help of his three sons cultivated the land. Though they did not live very comfortably, the family managed to feed itself with a little bit of extra income by selling the milk of two buffaloes that the family possessed. After

Murari's death this land was divided among his three sons. Now, each one had a plot of land that was only one hectare in size. Even with improved irrigation and modern farming method, Murari's sons are not able to make a living from one hectare of land. Some of the farmers in this village have the land quite large in size, but due to increasing population and dividing family, the distribution of land is unequal. That is to say, some of the farmers have large pieces of land but most of them have less. The distribution of land is unequal in this village.

Picture - 1.5



Works on the fields : Harvesting wheat crop, sowing, spraying of insecticides, ploughing by modern and traditional methods.

2. Labour

Labour is the most necessary factor for production. No production is possible without labour. There are two types of labour: (i) Physical labour and (ii) Mental labour. Both types of labour are used for production. Labour is known as **Active Factor** for production, but as a factor of production, physical and mental labour should be done for economic purpose. That is to say, after land, labour is the most necessary factor for production. Production requires a great deal of hard work. For cultivation, small farmers along with their families themselves work in their fields. Thus, they provide the labour required for farming themselves. Medium and large farmers hire farm labourers to work on their fields.

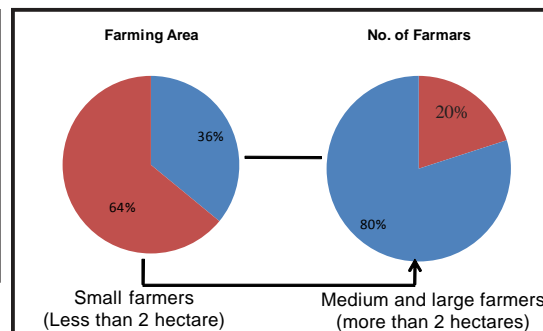
Wages: The part of national income that the labourers are paid for their labour is wages. In other words, the price paid for labour is wages. Wages can be physical or mental.

Mostly, Farm labourers come either from landless families or families cultivating small plots of land. Hardly any labourer has his own land. Mostly they earn their livelihood by working on the fields possessed by other not the crops grown on the land. Instead, they are paid wages by the farmer for whom they work. Wages can be in cash or in kind; e.g. crop.

Graph : 1.1

According to Prof. Marshall :

Labour means economic activity of man whether it is done by hands or by brain.



3. Capital

Generally capital means money. But in economics, the word, capital is used in comprehensive sense. In economics, the, part of wealth (produced by human being) which is used for the production of more wealth is capital. Thus seed, raw material, machine, factory, house etc. are capital. The only part of money which is used for reproduction is capital.

Thus we can say that capital is the main factor for production. Money or goods which is used for production is kept under capital.

Capital plays a key role in production. The production of goods and services are impossible without it. As we have noticed earlier, the modern methods of farming require more and more capital. So Now farmers need more money than before.

According to Prof. Marshall: Except free natural gift from nature, all the wealth which is used for income is capital

3.1 Arrangement of Capital:

Most small farmers have to borrow money to arrange for the capital. They borrow from large farmers or the village moneylenders or the traders who supply various inputs for cultivation. The rate of interest on such loans is very high. They are put to great distress to repay the loan. In contrast to the small farmers, the medium and large farmers have their own savings from farming. They are thus able to arrange for the capital needed.

The story of Savita

Savita is a Small farmer. She plans to cultivate wheat on her 1 hectare of land. Besides seeds and pesticides, she needs cash to buy water and repair her farm instruments. She estimates that the working capital itself would cost a minimum of Rs. 3,000. She doesn't have the money, so she decides to borrow from Tejpal Singh, a large farmer. Tejpal Singh, agrees to give savita loan at an interest of 24 per cent for four months, which is a very high interest rate. Savita also has to promise to work on his field as a farm labourer during the harvest season at Rs. 35 per day. As you can say, this wages is quite low. Savita knows that she will have to work very hard to complete harvesting on her own field, and then work as a farm labourer for Tejpal Singh. The harvest time is a very busy time. As a mother of three children, she has a lot of household responsibilities. Savita agrees to these tough conditions as she knows getting a loan is difficult for a small farmer. She does not know that the government has managed for the loan for small farmers through banks.

4. Organisation

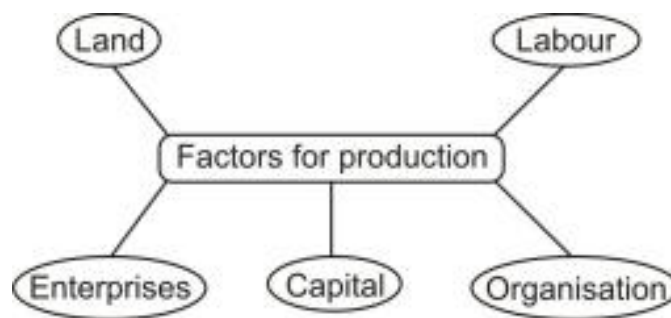
Land, labour and capital are the factors for production but it is vital for production that they should be used in production activity in their collected form. This activity is specially performed by manager or orgnaiser. Management or organisation is thus a sole factor for production. The importance of management or organisation is much more increased in production activities on a large scale. Small capital demands the use of the factors for production in a well-organised way so that the limited means of production can be used in a proper way. The better an organiser is, the more active will be the management or organisation. Thus, in a way **organisation has been considered as an active factor of Production Process.**

So we can say that management or organisation is to use the factors collectively in production activity and the person who does this job is called a manager or an organiser.

5. Enterprises

The main purpose of organiser or producer is to gain profit in production but he may suffer loss due to various reasons and particularly due to uncertainties of future. So production activity is full of risk and the one who bears risks is an enterpriser. In modern time, the role of the organiser has been increased in bearing the risk in production. If as a result of production, the enterpriser suffers a regular loss, he loses his courage and the whole process of production is paralysed. So the enterpriser determines before production that he has to continue the production till the last moment.

So bearing risks in production is called enterprise and the person who bears the risk is an enterpriser.



What to produce

It is really a very big problem of an economy because we can produce a thing only after minimising the production of another thing. Our present necessities are fulfilled by the production of consumer goods. It is mainly the problem of the distribution of factors. We have noticed above that the limited means of a country can be used in several ways. For example, in one economy, we can produce food grains such as rice, wheat, maize, etc. on available land or grow raw material such as sugarcane, jute, oil seeds, pulses cotton, etc. which can be used in industries. We can set up factories on this land. Similarly, in a country, iron and steel can be

used in manufacturing weapons or in making machines and tools or in building houses, bridges and malls. So it is clear that the factors for production can be used in several ways.

1. Importance of factors of Production

It can be really seen that there has been difference in the related importance of different factors of production. In the beginning, man lived in jungles and made his livelihood by plucking fruits, hunting and by drinking lake water. These activities needed labour, still land was more important than labour. But with the growth in population, man had to work harder to get these things and they themselves began to grow fruit and food grains. Thus gradually the importance of labour increased, man needed capital for cultivation, setting up factories and for increasing production. These days with the development in civilization and economy, production is done on a large scale and capital has become an important factor of production. But in this age of production on a large scale, various factors of production i.e. land, labour, capital, etc. are needed to be used collectively. This job is performed by a manager or organiser. So today organisation has become an important factor of production. Management is also considered a type of labour because a manager or organiser provides a well-managed labour for production. Besides, we have noticed that modern production system has a great risk. So, to bear this risk, enterprisers are needed for management or organisation. These days the importance of enterprise as a factor of production cannot be minimised. Thus no decision can be made regarding to the related importance of the factors of production.

Methods of production and construction of utility

1. Form utility
2. Place utility
3. Time utility
4. Ownership utility
5. Service utility
6. Knowledge utility

So, as every part of human body is essential for life, the assistance of all factors are needed for production.

2. Classification of goods and services :

There are many types of goods and in an economy, various types of goods and services are produced. We can divide these goods into two classes.

- (i) Consumer Goods
- (ii) Producer Goods

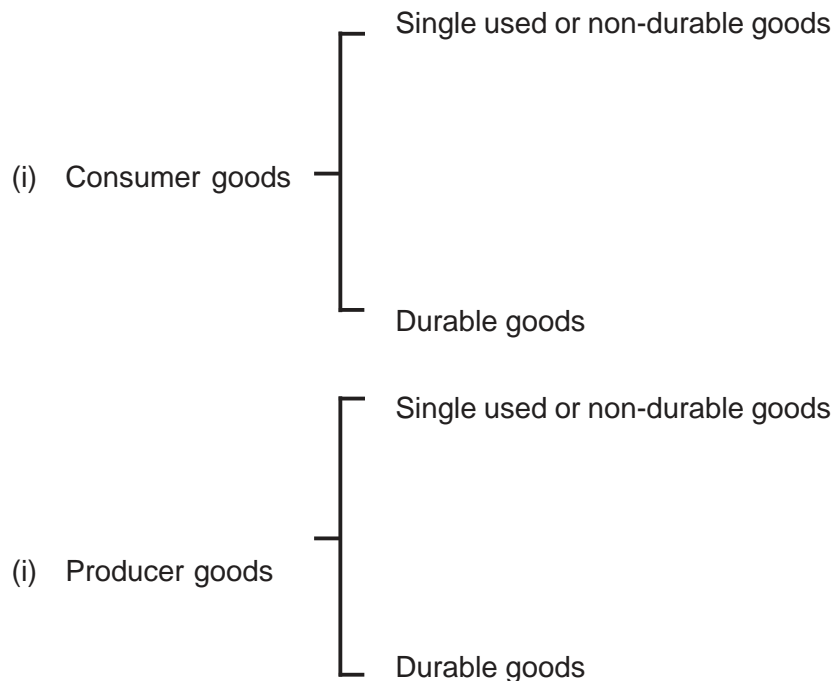
The goods which are directly used to satisfy human necessities are consumer goods. Food, clothes, house, book, pen radio etc. are consumer goods. There are also two type of goods : (a) Single-used or non-durable goods and (b) Durable goods. Edibles and drinks are non-durable consumer goods which are used once to satisfy our needs. On the contrary, house, cycle, television, watch etc. are durable goods which are used for a long time.

The goods which are produced for more income are producer goods. These types of goods grow the production capacity of economy. Producer goods are also durable and non-durable. Raw material, manure, seed, etc. are non-durable producer goods. On the other hand, machines, tools, etc. are durable producer goods which help in production for a long time.

The story of Kishora

Kishora is a farm labourer. Like other such labourers, kishora found it difficult to meet his family's needs from the wages he received. A few years back Kishora took a loan from the bank. This was under a government programme which was giving cheap loans to poor landless household. Kishora bought a buffalo with this money. He now sells the buffalo's milk. Further, he has attached a wooden cart to his buffalo and uses it to transport various items. Once a week, he goes to the river Ganga to bring back clay for the potter or sometimes goes to nearby market with a load of jaggery and other comodities. Every month he gets some work in transport. As a result, Kishora is able to earn more than what he used to do some years back.

Production of various types of goods



Summary

The meaning of Production - The meaning of production in economics is the creation of utility.

Factors of Production - There are five main factors of production as (i) land, (ii) labour, (iii) capital, (iv) organisation, (v) Enterprises. All these factors of production are equally important in economy. Production has a great importance in a personal, social, economic and national life of a country, state, city or a village.

Farming is the main production activity in the village. In comparison with previous years, a great change has occurred in the methods of farming. This is why the farmers have begun to produce more crops on the same amount of land. This is an important achievement, since land is fixed and scarce. But in raising production, a great deal of pressure has been put on land and other natural resources.

The new ways of farming need less land, but much more capital. The medium and large farmers are able to use their own savings from production to arrange for capital during the next season. On the other hand, the small farmers who constitute about 80 percent of total farmers in India, find it difficult to obtain capital. Because of the small size of their plots, their production is not enough. The lack of surplus means that they are unable to obtain capital from their own savings, and have to borrow. Besides the debt, many small farmers have to do additional work as farm labourers to feed themselves and their families.

Labour being the most abundant factor of production, it would be ideal if new ways of farming use much more labour. Unfortunately, such a thing has not happened. The use of labour on farms is limited. The labourer, looking for opportunities, is thus migrating to neighbouring villages, towns and cities. Some labourers have entered the non-farm or non-agriculture sector in the village.

At present, the non-farm sector in the village is not very large. Out of every 100 workers in the rural areas in India, only 24 are engaged in non-farm activities. Though there is a variety of non-farm in the villages (we have only seen a few examples), the number of people employed in each is quite small.

In the future, we would like to see more non-farm production activities in the village, unlike farming, non-farm activities require little land. People with a small amount of capital can set up non-farm activities. How is this capital obtained? One can either use one's own savings, but more often has to take a loan. It is important that loan be available at low rate of interest so that even people without savings can start some non-farm activity. Another thing which is essential for expansion of non-farm activities is to have markets where the goods and services produced can be sold. In Fatehpur, we saw the neighbouring village, towns and cities provide the markets for milk, jaggery, wheat, etc. As more villages get connected to towns and cities through good roads, transport and telephone, it is possible that the opportunities for non-farm activities in the village would increase in coming years.

Exercise

I. Objective Question : Write the symbols (a, b, c, d) for right answer :

1. How many main factors of production are there?
(a) Three (b) Four (c) Five (d) Two
2. The meaning of production is
(a) creation of new goods (b) creation of utility
(c) destruction of utility (d) to be useful
3. Which is the passive factor of production?
(a) Labour (b) organisation (c) enterprises (d) land
4. Which of the following is the characteristic of land
(a) It is perishable (b) It is manmade (c) It lacks mobility
(d) It has equal fertility
5. In economics, land refers to
(a) all free gifts from nature (b) the upper layer of land
(c) the down layer of land (d) only minerals
6. Which of the following is producer?
(a) carpenter (b) beggar (c) thag (d) drunkard
7. The factor of production is
(a) distribution (b) labour (c) exchange (d) consumption
8. Which of the following is not a factor of production?
(a) organisation (B) enterprises (B) capital
(d) consumption

9. Which of the following is capital?
(a) torn clothes (b) unused machine
(c) farmer's plough (d) A stone lying outside the house
10. One who bears risk in trades is called
(a) an organiser (b) capitalist (c) enterpriser (d) managing board
11. Which of the following falls under labour?
(a) to visit a cinema
(b) to play cricket by students for entertainment
(c) teaching by a teacher
(d) to practise music for enjoyment

II. Fill in the gaps :

1. Labour is called the _____ factor of production.
2. The work of a teacher is called _____ labour.
3. _____ are physical or capital factors of economy.
4. With the development of civilization the _____ of human being have increased.
5. The production of goods and services takes place with the _____ of different factors.
6. Because of new methods of production, the production capacity rather _____.

III. Tick (✓) the true statement and cross (✗) the false one :

1. In economics the meaning of production is the creation of utility.
2. The work of farmers is mental labour.
3. The main constituents of economics are natural and physical resources.
4. The economy of Britain is developed.
5. India economy is not a mixed economy.

IV Match the statement of column 'A' with that of the column 'B'.

Column 'A'	Column 'B'
1. Wages of land	(a) Profit
2. Wages of labour	(b) Salary
3. Wages of capital	(c) Lagaan
4. Wages of organiser	(d) Wages
5. Wages of enterprises	(e) Interest

V. Short Answer type question. (Answer in about 20 words)

1. What do you mean by production?
2. Differentiate between production and consumption.
3. Which are the various factors of production?
4. What is the main occupation of the people in Fatehpur?
5. Make difference between land and capital.
6. Is it important to increase the area under irrigation? Why?
7. What is importance of capital in production?

VI. Long answer type question. (Answer in about 100 words.)

1. Define the production. What are the factors of production? Explain.
2. Mention the role of organisation and enterprise in the factors of production.
3. Write a note on the farming activity in Fatehpur.
4. How do the medium and large farmers obtain capital for farming? How is it different from the small farmers?

Answers

I. Objective Questions :

(1) c, (2) b, (3) d, (4) a, (5) a, (6) a, (7) b, (8) d,
(9) c, (10) c, (11) c.

II. Filling the gaps

(1) active (2) metal (3) machine and tools (4) needs
(5) help (6) increase

III. True-false

(1) true (2) false (3) true (4) true (5) false

IV. Matching Test :

(1) - (c), (2) - (d), (3) - (e), (4) - (b), (5) - (a)

Project work

1. How has the spread of electricity helped farmers in Fatehpur?
2. Construct a table on the distribution of land between two families in your village or town.
3. What are the different ways of increasing production on the same piece of land? Use examples to explain.
4. How do the medium and large farmers obtain capital for farming? How is it different from the small farmers?
5. On what terms did Savita get a loan from Tejpal Singh? Would Savita's condition be different if she could get a loan from the bank at a low rate of interest?
6. What can you do to start more non-farm activity in your village?

References

- ❖ NCERT Class IX - Economics
- ❖ High School Economics - Tejpratap Singh (Bharti Bhawan)
- ❖ Indian Economy - Bhagwan Prasad Singh
- ❖ Yojna, Monthly Magazine
- ❖ Economics - Dr. Suman
- ❖ Kurukshetra - Monthly Magazine
- ❖ Economic Survey of Bihar - 2006-07
- ❖ Indian Economy - Rudra Dutta & K. P. M. Sundaram

Chapter-2

People as a resource



Introduction:

Man is a social animal and his minimum requirement is food, clothes, shelter, medical care and education. In previous chapter we studied the

Economics 22

resources of production through a story in which 'enterprise' was a resource. Enterprise has been considered as an active resource of production. Enterprise is not a non-living thing, but it is a living thing that is known as man. So man is the main source of production. As a lock is useless without key similarly a production process or development work cannot begin without man.

For carrying the process of production ahead, man has been accepted as a resource. We can know it in the form of human capital too. However, man is paramount among all resources. Now 'human resource' is called 'human capital' because it is the main part or resource of production process.

Objective:

For development of any country, resources should be used collectively. For intensive use of resources, a strong Human Capital is needed. 'Human capital' depends mainly on **food, clothe, shelter, health, education, training, information technology, management** etc. while resource hints to Physical Capital. On this basis difference can be identified between physical and human capital.

Human capital is living and active whereas physical capital is non-living and inactive. The role of human capital is very important in producing physical capital.

It is very important to strengthen and intensify the hidden talent of human being. With this objective we shall try in this chapter to focus on various dimensions of human capital. How can the human capital be enriched? We shall discuss this in this chapter in detail.

The life standard of human being will increase with development of a country and state in relation to development of human capital.

People – in the form of a resource

Picture 2.2



Meaning of 'human in the form of resource' is 'skills' and 'abilities' of working population of country.

When a person acquires abilities and skills for extending contribution in creation of national producer he becomes a resource.

Therefore, a person becomes national property when he acquires training, ability and skills by investments made on him through education, health and training.


Thus he is transformed into a form of resource. In reality the productivity of a trained, skilled, qualified and specialised person is more than a person who is uneducated, untrained, without knowledge, unskilled, unhealthy and weak and their contribution to the development of economic system always remain more.

Children! Do you know, you are very important resources and you are being transformed into an important human capital by imparting education?

Through education you will remain at the centre of production capacity and play an important role in the development of country as a part of valuable resources as a doctor, engineer, manager or a teacher.

For example, as a country, through industries, transforms its physical resources into physical capital, in the same way the human resource in the form of students are transformed into engineer, doctor, teacher, lawyer, etc. Therefore, investment is needed for transforming human into resource. The kinds of investments are known in the forms of food, clothe, shelter, health, education and training. In the given picture human is presented as resource through education and training.

Picture No. 2.3.



Human Capital

Economics 25

Physical and Human Capital

Children! till now read about human resource and understood its importance, but how is human capital different from physical capital? Now, we shall try to know it.

Both physical capital and human capital are result of investment, but there are differences between them that can be displayed as follows:

Differences between Human Capital and Physical Capital

Both, human capital and physical capital, are outcome of investment, but there are some differences between them that can be illustrated like this:

Physical Capital	Human Capital
i. Physical capital is passive resource of production.	i. Human capital is active resource of production.
ii. Physical capital is tangible that can be carried to market..	ii. Human capital is intangible and it cannot be carried to market. Only the services of human capital can be purchased and sold.
iii. Physical capital can be separated from its owner.	iii. Human capital cannot be separated from its owner.
iv. Physical capital is perfectly mobile within the country.	iv. Human capital is not perfectly mobile . It is related to nationality and culture.
v. Physical capital has depreciation in terms of time due to its regular use.	v. In human capital depreciation is likely with increase in age but it can be compensated through regular investment in education and health.
vi. Through physical capital the owner gets private benefit .	vi. From human capital the owner gets private benefit but simultaneously society also acquires social benefits.

Human Capital formation or Development of Human Resources

Transformation of human as resource - through education, health, training, information technology, etc

There are two types of capital – physical capital and human capital. When machine, instruments, tools and equipments, buildings of factories, raw materials ,etc. are used in order to increase production, it is called Physical Capital. But when human is used for its knowledge and skills it is called human capital for which various resources are being described here-

Resources of Human Capital

- food
- clothe
- shelter
- health
- education
- training
- information technology
- management

Food – to keep the body alive and healthy food is essential.

A hungry person cannot do additional work of mental level due to his concern to feed himself. Therefore, food is the primary need of human resource.

Clothe – When the need of food is fulfilled a human being wants garments to clothe his body. The demand of clothe, in India a country of changeable seasons, is very important demand. This is another matter that the need of clothe in cold places are fairly large and in the hot and normal climate the need of cloth is less.

Shelter – The third essential demand of human being is a roof on his head that is home, where he can keep himself protected in variable seasons.

Health – A sound mind develops in a healthy body. Therefore, sound health of a person is his important capital and an investment for its development is to



Picture: 2.4

transforming him into valuable resource. In comparison to a common person a healthy one works better and plays an important role in the development of country.

Health Centre

Finally, **expenditure on health is an important source of human capital formation.**

Education – The contribution of education is also very important in creating human capital. Education is the medium through which a person enriches himself in the

form of human capital so people invest on education for their own progress as well as the development of their country.

As companies for a desired profit spends on capital goods, in the same way education makes human capital more productive by enhancing its capacity.

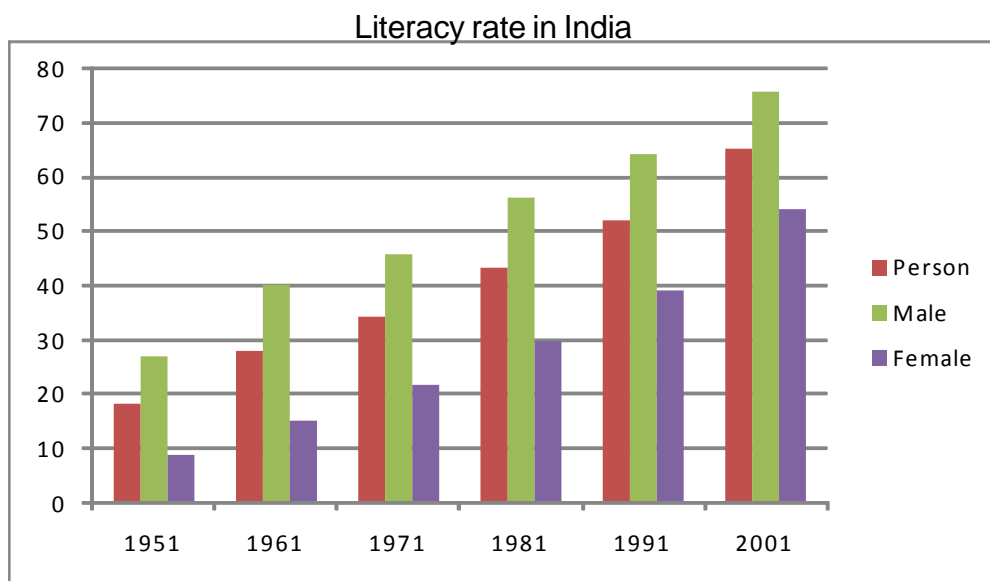


Picture: 2.5

Nobel Prize laureate Prof. Amritya Sen has emphasised on making elementary education **fundamental right** for citizen in order to enrich education in the form of human capital. In spite of economic development in previous years in India, the number of educated person have not considerably increased that is clear from the following table:

year	person	male	female
1951	18.3	27.2	8.9
1961	28.3	40.4	15.3
1971	34.5	46.0	22.0
1981	43.6	56.4	29.8
1991	52.2	64.2	39.3
2001	65.4	75.9	54.2

The above figures can be presented through a diagram.



Picture 2.6 (Census of India 2001)

From the above table and diagram it is clear that literacy rate of India has increased in every decade. Still the male literacy rate is higher than female



Officers imparting training on sericulture

literacy rate that shows a backward thinking towards females. We ought to take pledge for extension of education for both male and female.

Training – Through education we increase only our bookish knowledge. To connect this knowledge with skill some special knowledge is required. The need of special training for a particular work is connected to technical education. In modern time need of training has increased with its increasing demand because we have to prove ourselves skilled in the world market.

Human Capital creation or Human Resource Development

The ultimate goal of India's development plan is the creation of human capital, so that in the long run the economic reforms could be made successful. During last few years in India there has been a considerable development in human resources that can be seen from population related better indicators, standard of literacy and education and standard of health services. Average life expectancy, literacy rate, birth and death rates, and infant mortality rates are true indicators of Human Development. On the basis of the indicators of the human development we can say that India has progressed in the development of Human Resource which is shown in the following table:

	1951	1961	1971	1981	1991	2001
	32.2	41.3	45.6	54.4	55.9	63.8
	18.3	28.3	34.5	43.6	52.2	65.4
	39.9	41.7	36.9	33.9	29.5	25.8
	27.4	22.8	14.9	12.5	9.8	8.1

Source: Govt. of India, Economic Survey 1996-97 & 184 and Economic Survey 2002-03


From this table it is obvious that in India during plan period **average life expectancy** and **literacy rate** have increased while **birth rate, death rate and infant mortality rate** have decreased. An increase is registered in **per capita income** also. The data are indicators of the fact that in India there has been a considerable progress in the development of human resource.

The following educational research centres have been extending their services in the development of human resource-

Abbreviation	Extended form of abbreviation
U.G.C.	University Grants Commission
N.C.E.R.T.	Nation Council of Educational Research and Training
S.C.E.R.T.	State Council of Education Research and Training
I.C.A.R.	Indian Council of Agriculture Research
I.C.M.R.	Indian Council of Medical Research
I.C.S.S.R.	Indian Council of Social Science Research

Information Technology – Modern age is an age of information technology (IT). Information Technology is a capital for enrichment of human resource. Through this human being enriches his knowledge and through learned techniques helps in enhancing production. Due to information technology there is opportunity to know the ways of earning profit by investing limited capital in production sector. People of other places can be benefitted by using information technology. The advantage of the technology is being taken in rural areas in a state like Bihar.

Picture 2.7



School children using internet

Management – The standard of management can be enhanced through the increased level of education. When we gather all resources of population and use it properly in a collective manner, it is represented as an accomplished organisation. Only a man of acute acumen can lead an accomplished organisation and such sharpness of mind and intelligence are acquired through training.

Population

The meaning of population is human population. It is an invaluable capital of any nation, and carries out production of goods and services, distribution and consumption and thus contributes in the economic development of country. So population is called both means and end. But there is limit of augmentation of anything and its violation is always a dangerous thing.

If means and resources of any country is in proportion to its population it is called favourable and ideal population but in inverse situation when available resources are not enough to mete out the demand of its population, it is called over populated. many countries are affected by the problem of overpopulation, but when we talk about India it is on the most dangerous level of over population that is denoted with 'population explosion' which is clear from picture 2.6.

Picture 2.6

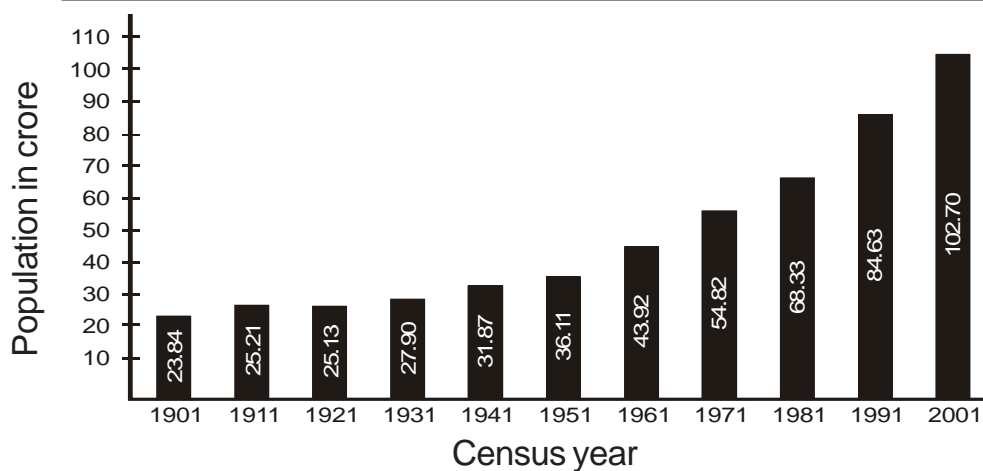


Rapidly growing population of country

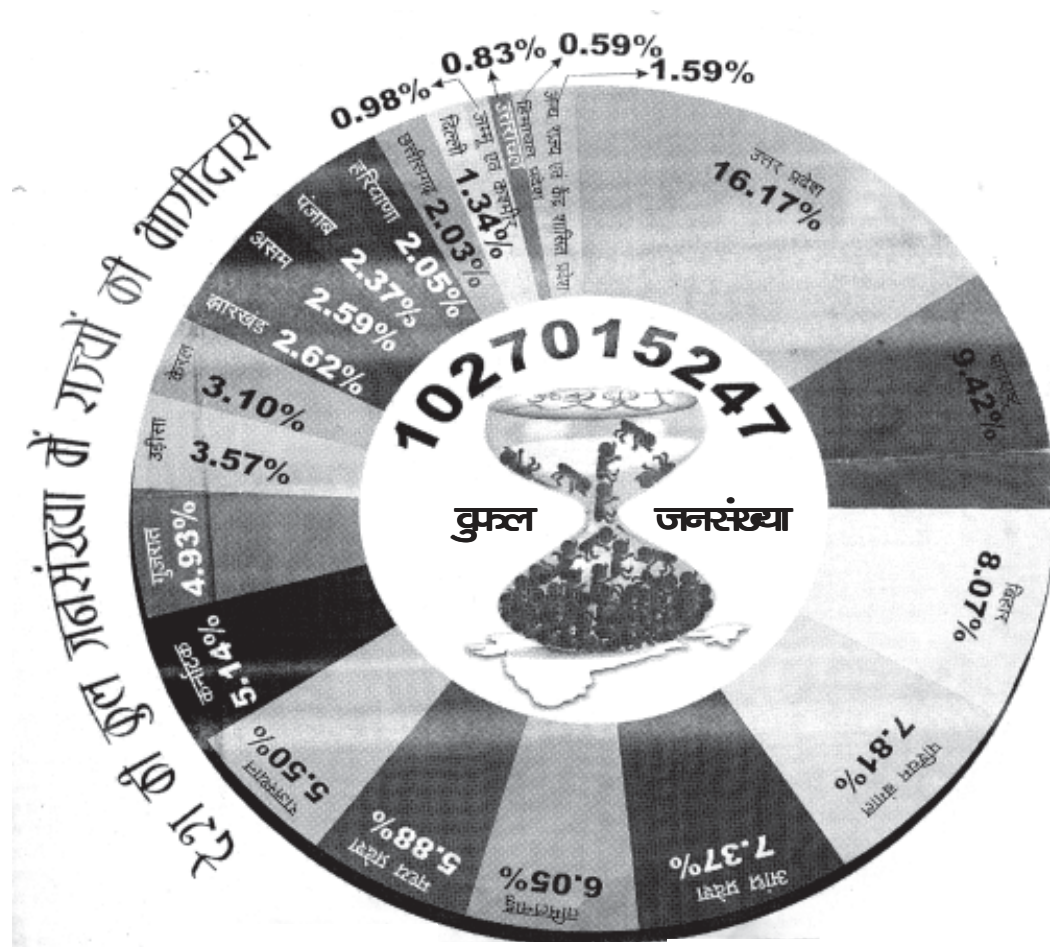
The above data corroborates the fact that the population of India is growing rapidly in an uncontrolled way. At the time of independence the population of the country was **33 crores**, but growing rapidly it touched the figure of **102.70 crores** in 2001. In every ten year census is conducted in India. The trend of rapid growth of population can be seen from the following table –

Population of India

Census Year	Population in crore	Changes in decade (in crore)	Growth rate in crore
1901	23.84	+0.24	–
1911	25.21	+1.37	+5.75
1921	25.13	–0.08	–0.31
1931	27.90	+2.77	+11.00
1941	31.87	+3.97	+14.22
1951	36.11	+4.24	+13.31
1961	43.92	+7.81	+21.64
1971	54.82	+10.90	+24.80
1981	68.33	+13.51	+24.66
1991	84.63	+16.30	+23.86
2001	102.70	+18.01	+21.30



The decadal population growth of the above table can be displayed in the following bar diagram-



At state level the population of India 2001 was as follows, that can be seen in the pie diagram-

Bihar: Population and its different constituents

According to 2001 census the population of Bihar is 8,28,78,796 (8.28.crores) i.e. 8.07 percent of total population of India. Thus after Uttar Pradesh and Maharashtra, Bihar is the third largest state in terms of population.

In 1991 the population of undivided Bihar was a little more than ten percent of the total population of India and nafter Uttar Pradesh, Bihar was the second largest state of country. The population of Bihar decreased after Jharkhand got separated as a state.

Population Growth Rate in Bihar

During 1991-2001 the population growth rate is 28.43 percent that is more than the national growth rate (21.34 percent). In this decade 1991-2001 the population growth rate of 22 districts of Bihar was more than the average population growth rate of the state, i.e., 28.43. The new district Sheohar was on the first position with 36.16 percent growth rate. On the other hand, population growth rate of Nalanda was lowest with 18.64 percent while in 1981-1991 its growth rate was 21.73 percent. It is obvious that population growth rate of Nalanda has definitely decreased.

Districts with highest and lowest population in state are shown in the following:

(1) *In descending order*

(2) *In ascending order*

Again, according to population growth rate of Bihar, five districts with highest growth and five districts with lowest growth rates are depicted here-

(3) *In descending order*

(4) *In ascending order*

5 districts with highest population in state	
1. Patna	47,09,851
2. East Champaran	39,33,636
3. Muzaffarpur	37,43,836
4. Madhubani	35,70,651
5. Gaya	34,64,983

5 districts with lowest population in state	
1. Sheohar	5,14,288
2. Sheikhpura	5,25,137
3. Lakhisarai	8,01,173
4. Munger	11,35,499
5. Khagadia	12,76,677

5 districts with highest population growth in state		5 districts with lowest population growth rate in state	
1. Shivhar	36.16%	1. Nalanda	18.64%
2. Purnea	35.23%	2. Munger	20.34%
3. Nawada	33.03%	3. Lakhisarai	23.94%
4. Saharsa	33.03%	4. Banka	24.47%
5. Jamui	32.90%	5. Bhojpur	24.58%

Population Density

The meaning of population density is people residing in an area of per square kilometre. According to census 2001, the population density of Bihar is 880 per sq.km while in 1991 census it was 685. Five districts of state with highest population density and five districts with lowest density are shown in the following table:

(5) In descending order

(6) In ascending order

Sex Ratio (Male Female Ratio)

5 districts with highest density (per sq.km) in state		5 districts with lowest density (per sq.km) in state	
1. Patna	1,471 person	1. Kaimur	382 person
2. Darbhanga	1,442 person	2. Jamui	451 person
3. Vaishali	1,332 person	3. Banka	533 person
4. Saran	1,231 person	4. W.Champarn	582 person
5. Begusarai	1,222 person	5. Aurangabad	607 person

The meaning of sex ratio or male female ratio is number of females in comparison to one thousand males. As is the case with India, in Bihar also that here the number of males are more than the number of females. According to 2001 census the sex ratio in Bihar was 921 while in 1991 census it was 907. The male female ratio in Bihar is lower than the male female ratio in India.

Five districts with highest sex ratio and five districts with lowest sex ratio in state are presented here-

(7) *In descending order*

5 districts with highest sex ratio in state		
1.	Siwan	1033
2.	Gopalgan	1005
3.	Saran	965
4.	Nawada	948
5.	Madhubani	943

(8) *In ascending order*

5 districts with lowest sex ratio in state		
1.	Patna	873
2.	Bhagalpur	878
3.	Munger	878
4.	Khagadia	890
5.	Sitamarhi	893

Let' Do

1. Children! Determine the male female ratio of your family members.
2. Find out male female ratio of teachers working in your school.
3. Try to know the male female ratio in your class.

Literacy in Bihar

If a person together with understanding a language knows to read and write it, is called '**literate**'.

According to census 2001, the total number of literates is 3,16,75,607 including 2,09,78,955 males. The number of literate females is 1,06,96,652. It means only one female is literate in comparison to two males. The literacy rate in Bihar in 2001 census is 47.53 percent whereas in 1991 the percentage was 37.49. In this way in the last decade the literacy rate in Bihar has roughly increased by 10% that still it is fairly lower than national literacy rate i.e.65.38%.

(7) *In descending order*

5 districts with higher literacy rate in state	
1. Patna	63.82%
2. Rohtas	62.36%
3. Munger	60.11%
4. Bhojpur	59.71%
5. Aurangabad	57.50%

(8) *In ascending order*

5 districts with lowest literacy rate in state	
1. Kishanganj	31.02%
2. Araria	34.94%
3. Katihar	35.29%
4. Purnea	35.51%
5. Madhepura	36.19%

Let's increase our knowledge, Children! Divide yourselves into groups and find out the number of literate persons in your mohall or village. Also find out number of literate males and females and display it through a chart.

Rural and urban Population

In any state, the process of urbanization displays the pace of its development. Urbanization has remarkable impact on economic development; therefore, urbanization and development are closely related to each other. **The more the urbanization of a state, the more it will go ahead in the development sector.**

The position of urbanization in Bihar is not heartening. Patna, Muzaffarpur, Bhagalpur, Chapra, Gaya and Vaishali are among prominent districts in Bihar where urbanization took place. When industrial and commercial areas develop, urbanization begins spontaneously and automatically. In very few districts in Bihar urbanization is outcome of extension of education and services e.g. Patna.

Presently in Bihar, the ratio of urban and rural population is 89:11 (2001).

Reasons of population growth in Bihar can be seen point wise like this-

- hot climate
- joint family system
- child marriage
- illiteracy
- poverty
- traditional values
- lack of awareness towards family planning
- other reasons

The measures to check rapidly growing population in Bihar are point wise in the following:

- fast economic development
- family planning
- equal and just distribution of wealth and income
- publicity and spread of education
- awareness
- government effort

National Population Policy, 2000

In the ninth five year plan (1997-2002), it has been admitted that sustainable development and population are closely related. In order to maintain development process, it is most important to check the growing population and with this aim the National Population Policy was announced by Government of India on 15, February, 2000. In this policy, population stabilization has been considered as basic need for sustainable development with equal distribution.

The policy has **immediate**, **mid-term** and **long-term** objectives.

The **immediate objective** of National Population Policy-2000 is to address the unmet needs for contraception, fulfilment of immediate needs, health care infrastructure and health personnel, and to provide integrated service delivery for basic reproductive and child health care.

The **mid-term** objective is to bring the total fertility rate (TFR) to replacement level by 2010.

So in this policy, the **long-term** objective is to achieve a stable population by 2045 at a level consistent with the requirement of sustainable economic growth, social development and environmental protection.

To make the population stable by 2045 the following measures are discussed mainly in the national Population Policy-

1. Reduce infant mortality rate to below 30 per 1000 live births.
2. Reduce maternal mortality ratio to below 100 per 1,00,000 live births.
3. Achieve immunization of children.
4. Achieve 80% institutional deliveries by trained person.
5. To promote awareness among people against AIDS and apply measures for its control.
6. To give incentive to a family of two children.

7. To enhance the facilities for safe termination of pregnancy.
8. To implement law against child marriage sternly.
9. Promote delayed marriage for girls preferably after 20 years of age.
10. To provide special reward for those women who marry after 21 years of age and get sterilized after two issues.
11. To make provision of health insurance for the persons belonging to below poverty line (BPL) family who get sterilized after two issues.
12. To constitute a National Commission on Population under chairmanship of Prime Minister to have an eye on National Population Policy.

Under the policy a 10 year action plan is formulated to stable the population at 1100 million by 2012. The points discussed therein are hereunder-

1. To constitute Self Help Groups (SHG) with mainly housewives as its members who will remain in contact with health workers and Panchayats.
2. To make primary education free and compulsory.
3. To make registration compulsory for marriage and pregnancy along with birth and death.

Through the policy, the government hopes to stabilize the population by 2045. The policy is criticised on the ground that the whole burden of population control rests upon females and males are left free. Males should also be encouraged for sterilization along with females after having two issues. The burden of population control should be equal on both the sexes.

State has also been recommended to adopt National Population Policy-2000 under Gadgil Formula. Under this formula it is affirmed that the states should get its appropriate share in the revenue of Central government namely the states with lower population will get more shares in per capita national income. It is imperative on the densely populated states like Bihar to have control on its population. If it is not possible, there will be continuous decrease

in the per capita income of Bihar and it will be compelled to suffer problems like poverty and unemployment simultaneously.

Summary

Human Capital is capital for economic development. The spread of Physical Capital is possible from Human Capital. In comparison to illiterate, untrained and unskilled person, the contribution of educated, trained and skilled workers fairly large. To earn it is essential to give priority to human development by paying special attention to education, healthcare and high life standard. **Human Capital is more important than Physical Capital.** Human capital means inherent productive skill and knowledge among people.

Particularly for an over populated country or state, a strong human capital is most essential as it is like a pillar of the nation. If the constituents of human capital of a country or state are strong, the economic condition of the nation will be excellent.

Exercise

I. Objective question:

For correct answer write only a, b, c, or d.

- (1) What are the basic needs of human being?
 - (a) food and clothes
 - (b) shelter
 - (c) education
 - (d) all above
- (2) Which among the following is not a human capital?
 - (a) health
 - (b) training
 - (c) inefficiency
 - (d) management

- (3) What has Prof. Amritya Sen emphasise to make primary education for human being?
- (a) fundamental right
 - (b) fundamental duty
 - (c) directive principle
 - (d) unnecessary
- (4) According to 2001 census the literacy rate of India is?
- (a) 75.9 percent
 - (b) 65.4 percent
 - (c) 54.2 percent
 - (d) 64.5 percent
- (5) What among the following is the average life expectancy of human being according to 2001 census?
- (a) 65.4 years
 - (b) 60.3 years
 - (c) 63.8.years
 - (d) 55.9 years
- (6) Which district of Bihar has highest population?
- (a) Patna
 - (b) East Champaran
 - (c) Muzaffarpur
 - (d) Madhubani

II. Fill in the blanks:

1. From human capital there is anin Gross Domestic Product (GDP).
2.resource is active source of production.
3. is essential for the development of human resource.
4. According to census 2001 the Indian Population is.....crores.

5. The state with lowest literacy rate according to 2001 census is.....
6. According to 2001 census the literacy rate of Bihar is

III. Answer in one sentence:

1. What is human resource?
2. Why do we need investment in human resource?
3. What is difference between literacy and education?
4. What is difference between physical and human capitals?
5. What is India's place as per world population?
6. What is birth rate?
7. What is death rate?
8. Who is a literate person?
9. What is elementary (primary) education?
10. What is vocational education?

IV. Write the full forms of the abbreviations:

1. G.D.P.
2. U.G.C.
3. N.C.E.R.T.
4. S.C.E.R.T.
5. I.C.M.R.

V. Short answer question:

(Answer in not more than 20 words)

1. Define human and human resource.
2. How does a human being increase production?
3. What are the two main sources of human capital of a country?

4. Why is it necessary to make a person skilled through education?
5. Clarify the form of population in India through a bar diagram.
6. Write name of five districts in Bihar having highest population growth.
7. Write name of five districts in Bihar with lowest population growth.
8. Bihar is the state with lowest literacy rate in country. Write its two reasons.

VI. Long answer question:

(Answer in 100 words)

1. What is human resource? How does it transform into human capital?
2. What is difference between physical capital and human capital? Clarify it in a table. Is human capital superior to physical capital?
3. Introduce the development of human capital formation in India.
4. Discuss the role of education, health care and shelter in development of human resource.
5. Write a short note on National Population Policy of India.

Answer

I. Objectives:

(1) d (2) c (3) a (4) b (5) c (6) a

II. Fill in the blanks:

(1) increase (2) human (3) education (4) 102.70 (5) Bihar
(6) 47 percent

Project Work:

- I. As per questionnaire, gather information related to population of the area (through personal study)
 1. Name of the respondent -.....
 2. Age -.....
 3. Qualification -.....
 4. Sex -
 5. Number of the family members -.....
 6. Number of total males in the family -.....
 7. Number of total females in the family -.....
 8. Number of total boys in the family -.....
 9. Number of total girls in the family -.....
 10. Monthly income of the family -.....
 11. Main source of income of the family -.....
- II. Prepare a pictorial note of human capital on the basis of preferences.
- III. Display in pie diagram the percentage of state partnership in total population of country.
- IV. Display the percentage increase (decadal) of Indian population in a graph through dotted-lines.

References:

- N.C.E.R.T. Economics class IX
- Indian Economy - Dr. Bhagwan Prasad Singh
- Economics - Dr. Suman
- H.R.D.Report 2000
- Census Report of India 2001
- Economy of Bihar - Dr. P.C.Sharma
- Economic Survey of Bihar – 2006-07

Chapter-3

Poverty

Introduction:

In the previous chapter, we viewed human beings as 'active resources' of production. Let's now discuss the form of human resources. If a man is not able to meet his minimum needs to lead his life, he is known as a member of particular class and the identity of that class shows poverty.

Bihar, in comparison to other states, is a backward state and most of the people here live in villages. Since their income is meager, they are unable to meet their minimum needs and always suffer from poverty.

In this chapter, we will discuss poverty line, causes of poverty and anti-poverty measures in detail.

Picture - 3.1



Hunger and thirst hope for bread

Poverty

In India, poverty means the situation in which a man is not able to earn enough to meet minimum needs for his life

In this picture 3.1, the poverty of a family in a village has been illustrated. It is obvious from the picture that due to poverty, people suffering from hunger and thirst still have hope for getting food.

Objective:

Children, the main purpose of this chapter is to tell you the meaning of poverty, its causes, solution, types and its vicious circle and make you acquainted with various dimensions of poverty.

In this chapter, the poverty of Bihar with data in detail has been discussed. Various anti-poverty measures taken by centre as well as state have been unveiled. Several efforts are being made by the government for the eradication of poverty. So our main purpose is to deal with the efforts made at government level for the elimination of poverty. But our main purpose is not to leave this job only for the government, it is also to make you know, how poverty should be eradicated by the non-government organisation. In our daily life, we come across many people who we think are poor. They could be landless labourers in villages or people living in overcrowded Jhuggis in cities. They could be daily wage workers at construction sites or child workers in dhabas. They could also be beggars with children in tatters. We see poverty all around us. In fact every fourth person in India is poor. This means, roughly 26 crore people in India live in poverty. This also means that India has the largest single concentration of the poor in the world. So it has been a great challenge for the whole country even after a long period of independence.


Two typical cases of poverty

Urban Poverty

The Story of Rampukar

Thirty-five years old Rampukar works as a daily-wage labourer in a wheat flour mill near Patna in Bihar. Whenever he finds job, he manages to earn around Rs. 1,500 a month. This money is not enough to sustain his family of six including his wife and four children aged between six months and 12 years. He has to send money home to his old parents who live in a village near Jehanabad. His father, a landless labourer, depends on Rampukar and his brother who lives in Arah. Rampukar lives in a one room rented house in a crowded basti in the outskirts of the city. It is a temporary shack built of bricks and clay tiles. His wife, Radha Devi works as a part time maid in some houses and manages to earn another Rs. 800. The family of Rampukar manages a meager meal of dal and rice twice a day, but there is never enough for all of them. His elder son works as a helper in a tea shop to supplement the family income and earns another Rs. 300. His ten-year old daughter takes care of the younger siblings. None of the children go to school. Each of them has only two pairs of old and torn clothes. Wearing shoes is a luxury. The younger kids are under nourished. They have no access to healthcare when they fall ill.

Picture: 3.2



The Story of Rajendra Singh

Rajendra Singh belongs to a small village Islampur Nalanda in Bihar. His family doesn't own any land. So they do odd jobs for the big farmers. Work is erratic and so is the income. At times he gets paid Rs. 60 for a hard day's work. But often it is in kind like a few kilograms of wheat or dal or even vegetables for toiling in the farm throughout the day. The family of eight cannot always manage two square meals a day. Rajendra Singh lives in a hut on the outskirts of the village. The women of the family spend the day chopping fodder and collecting firewood in the fields. His father, a TB patient died two years ago due to lack of treatment. His mother now suffers from the same disease and life is slowly ebbing away. Although the village has a primary school, Rajendra Singh never went there. He had to start earning when he was 10 years old. They could get new clothes once in a few years. Even soap and oil are a luxury for the family.

Picture 3.3



The story of Rajendra Singh

These two typical cases illustrate many dimensions of poverty. They show that poverty means hunger and lack of shelter. It is also a situation in which parents are not able to send their children to school or a situation where sick people cannot afford treatment. Poverty also means lack of clean water and sanitation facilities. It also means lack of a regular job at a minimum decent level. Above all, it means living with insult and injury. They are ill-treated at almost every place - in farms, factories, government offices, hospitals, railway-stations etc. ; obviously nobody would like to live in poverty.

The biggest challenge of independent India is to bring its millions of people out of abject poverty. The father of nation, Mahatma Gandhi ,always insisted that India would be truly independent only when the situation of the poorest of its people is improved.

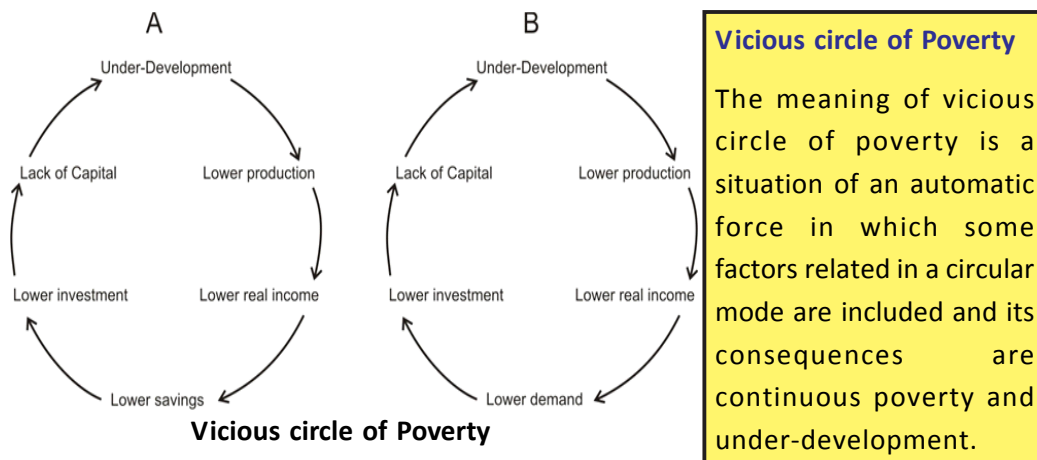
Vicious circle of Poverty

The meaning of vicious circle of poverty is a situation of an automatic force in which some factors related in a circular mode are included and their consequences are continuous poverty and under-development.

Nurkse, a famous economist, explains the scenario of poverty as a form of vicious circle.

Nurkse says that vicious circle of poverty tells us that forces connected in a circular mode act and react in such a way that a poor country always remains in the situation of poverty.

Though there are many types of vicious circle, yet the two main types have been illustrated in the Pictures 3.4 (A and B)



Picture A shows that in an under-developed country the production is lower consequently the real income is also meager or lesser. That is why people make lower savings that automatically means lower investment or lesser capital formation. The country with lower capital investment is always under-developed and the process goes on in a circular mode.

Picture B shows that production in an under-developed country remains lower. As a result the real income is also lower. When the real income of people is lower, the demand also decreases. So, the range of market gets contracted, investment falls down, capital formation decreases and the same process re-starts.

Measurement of poverty by indicators

Since poverty has many facts, social scientists look at it through a variety of indicators. Usually the indicators used relate to the levels of income and consumption. But now poverty is looked through other social indicators such as illiteracy level, lack of general resistance due to malnutrition, lack of medical facilities, lack of job opportunities, lack of access of safe drinking water, sanitation, etc. Analysis of poverty based on social exclusion and vulnerability is now becoming very common.

Social exclusion

According to this concept, Poverty must be seen in terms of the poor having to live only in poor surrounding with other poor people, excluded from enjoying social equality of better-off people in better surrounding. Broadly, it is a process through which individuals or groups are excluded from facilities, benefits and opportunities that others (their 'better') enjoy. Its typical example is the caste system in India in which some castes have been excluded from equal opportunities.

Vulnerability

Vulnerability to poverty is a measure which describes the greater probability of certain communities (i.e. members of backward caste) or individuals (such as a widow or a physically handicapped person) of becoming, or remaining, poor in the coming years. Vulnerability is determined by the options available to different communities for finding an alternative living in terms of assets, education, health and job opportunities. Further, it is analysed on the basis of the greater risks these groups face at the time of natural disaster (earthquakes, tsunami, flood), terrorism, etc. Additional analysis is made of their social and economic ability to handle these risks. In fact, vulnerability describes the greater probability of being more adversely affected than other people when bad time comes for everybody, whether a flood or an earthquake or simply a fall in the availability of jobs.

Poverty Line

At the centre of the discussion on poverty is usually the concept of the poverty line. A common method used to measure poverty is based on the income or consumption levels. Poverty line may vary with time and place. Each country uses an imaginary line that is considered appropriate for its existing level of development and its accepted minimum social norms. For example, a person not having a car in the United States may be considered poor. In India, owning of a car is still considered a luxury.

Poverty line in India and Bihar depends on calorie. According to planning commission, the average calorie requirement in India is 2400 calories per person per day in rural areas and 2100 calories per person per day in urban areas. Since people living in rural areas engage themselves in more physical work, calorie requirements in rural areas considered to be higher than urban areas. In 2000, poverty line for a

Poverty Line

According to planning commission, the average calorie requirement in India is 2400 calories per person per day in rural areas and 2100 calories per person per day in urban areas.

person was fixed by MCPE (Mandatory Continuing Professional Education) at Rs. 328 per month for the rural areas and Rs. 454 for the urban areas taking into consideration the monetary expenditure per capital needed for buying these calorie requirements in terms of food grains etc. and the rise in prices. Despite less calorie requirement, the higher amount for urban areas has been fixed because of high prices of many essential products in urban areas. Monthly per capita consumption expenditure is the amount spent by a person for which he gets his essential consumptive things like food grains and housing

In the estimated year (2000), a family of five members living in rural areas and earning less than about Rs. 1640 per month is below poverty line. A similar family in the urban areas would need a minimum of Rs. 2270 per month to meet their basic requirements. The poverty line is estimated periodically (normally every five years) by conducting sample surveys. These surveys are

carried out by the National Sample Survey Organisation (NSSO). However for making comparisons between developing countries, many international organisations such as the World Bank use a uniform standard for the poverty or poverty line : minimum availability of the equivalent of \$ 1 per person per day.

Poverty Estimates

In recent years, the number of persons living below poverty line in India has gone down. It may be clear through the following table.

Table - 3.1

	Poverty ratio (%)			Numbers of poor (in crore)		
Year	Rural	Urban	Combined	Rural	Urban	Combined
1973-74	56.4	49.0	54.9	26.1	6.0	32.1
1993-94	37.3	32.4	36.0	24.4	7.6	32.0
1999-00	27.1	23.6	26.8	19.3	6.7	26.0
2004-05	21.8	21.7	21.8	17.0	5.0	20.0

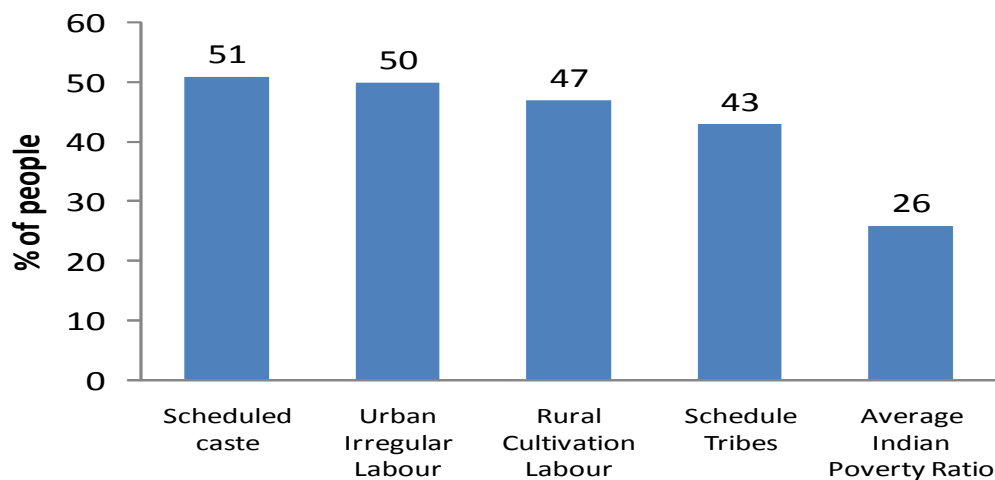
Source : Economic Survey 2006-07, Ministry of Finance, Government of India

It is clear from the table 3.1 that there is a substantial decline in poverty ratios in India from about 55 per cent in 1973 to 36 per cent in 1993. The proportion of people below poverty line further came down to about 26 per cent in 2000. If the trend continues, people below poverty line may come down to less than 20 per cent in the next few years. Although the percentage of people living under poverty declined in the earlier two decades (1973-1993), the number of poor remained stable around 32 crore for a fairly long period. In the latest estimation, the number of poor people in India is considered to be about 20 crore.

Vulnerable Group

Table Chart

The proportion of people below poverty line is also not same for all social groups and economic categories in India. Social groups which are most vulnerable to poverty are scheduled caste and scheduled tribe households. Similarly among the economic groups, the most vulnerable groups are the rural agricultural labour households and the urban casual labour households. The following Graph 3.1 shows the percentage of poor people in all these groups.



Graph -3: Poverty in India 2000; Most vulnerable groups

Source : Reports on Employment and Unemployment among social Groups in India NSSO, Ministry of statistics, programme Implementation, Government of India.


Although, the average for people below poverty line for all groups in India is 26.51 out of 100 people belonging to schedule tribes are not able to meet their basic needs. Similarly 50 per cent of casual workers in urban areas are below poverty line. About 50 per cent of agricultural labourers and 43 per cent of schedule castes are also poor.

Apart from these social groups, there is also inequality of incomes within a family. In poor families all suffer, but some suffer more than others. Women, elderly people and female children may be denied access to resources available to the systematic family. Therefore, women children (especially the girl child) and old people are poorest of the poor. It can be clear from a picture.

The story of Ramlakhan

Ramlakhan lives in a small village near Patna. The village is famous for handloom, pisciculture, and poultry farming. There live about 100 families in this village. Ramlakhan is a carpenter by caste and works as an agricultural labourer for Rs. 60 per day. But he gets this job only for five or six months in a year. At other time he does odd jobs in the village. His wife Nanda also works with him. But she can rarely find work these days, and even if she does, she is paid Rs. 30 per day for the same work that Ramlakhan does. There are eight members in the family. Ramlakhan's 65 years old widowed mother is ill and needs to be helped with her daily chores. He has a 25 year old unmarried sister and four children aged between 1 to 16 years. Three of them are girls and the youngest is a son. None of the girls go to school. Buying books and other things for school going girls is a luxury he cannot afford. Also, he has to get them married at some point of time, so he doesn't want to spend on their education now. His mother has lost interest in life and is just waiting to die someday. His sister and elder daughter take care of the household. Ramlakhan plans to send his son to school when he comes of age. His unmarried sister does not get along with his wife. Nanda finds her a burden but Ramlakhan can't find a suitable groom due to lack of money. Although the family has difficulty in arranging two meals a day, Ramlakhan manages to buy milk once in a while, but only for his son.

Picture - 3.5

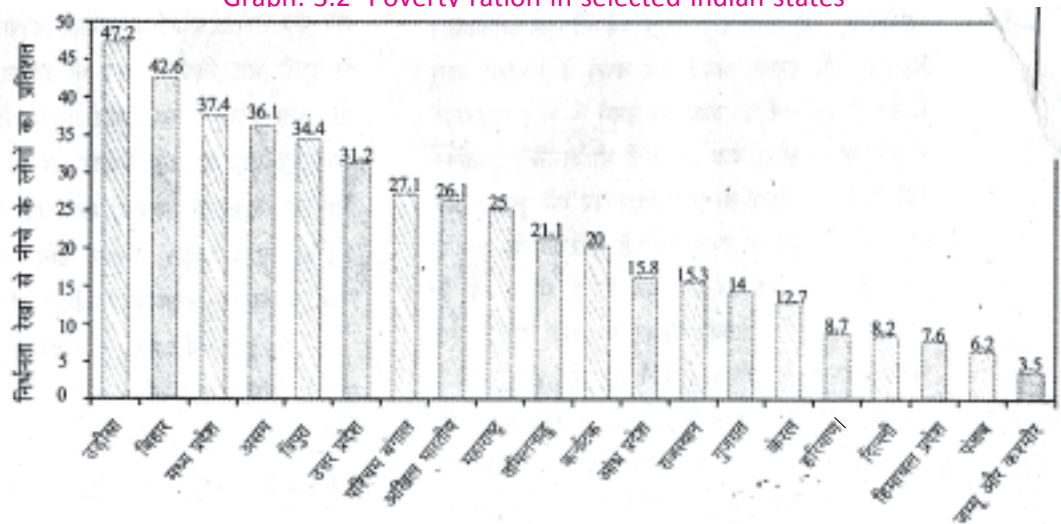


The story of Ramlakhan

Poverty in Bihar in comparison with other states

The economic survey 2001-02 by Ministry of Finance, Government of India, has depicted the poverty ratio in some Indian states, which has been shown by this graph.

Graph: 3.2 Poverty ratio in selected Indian states



Source : Economic Survey 2001-02, Ministry of Finance, Govt. of India

1. **Excessive growth in population:** The main cause of poverty in India is the fast growing rate of population. Earlier the population growth rate in the country was 2.5 per cent a year but now it has reduced to 1.7 per cent a year. Still it is much more than developed countries. As a result, the standard of living of the people is falling down and poverty is increasing in the country.
2. **Backwardness of agriculture:** India is mainly an agricultural country. About 64 per cent of population here depends on agriculture. But the lack of better quality of fertilizers, seeds and irrigation facility keep it in backward state.
3. **Lack of Capital:** Lack of capital is the main cause of poverty growth in the country because due to poverty the saving capacity of the people is minimal. There can be no desired application in the lack of capital. The rate of capital formation slows down and economic activities cannot be developed and expanded.

4. **Lack of proper use of natural resources:** There is abundance of natural and human resources in India. It is estimated that about 50 per cent of natural and human resources could not be used for economic development. In such a situation, it is quite natural for Indians to be poor.
5. **Lack of industrialization:** Industrial development and expansion have not taken place rapidly in our country and so the population from agricultural sector has not been transferred to industrial sector. As a result there is no opportunities of employment available for the people and poverty exists among them due to lack of better sources of income and increasing number of unemployed.
6. **Dissimilarity in income and wealth:** This is much dissimilarity in the distribution of income and wealth in our country. Most of the income and wealth in our country is centralized in a few hands. As a result the rich are going to be richer and the poor to be poorer; and a large part of the population is making his livelihood in poverty.
7. **Unemployment and disguised unemployment:** India in terms of industrialization is a backward country. Due to undeveloped state of industries, there is widespread unemployment over here. The people desirous for job can't get it. In rural areas, there is a problem of disguised or hidden unemployment. So a fair amount of poverty exists and that is the main problem.
8. **Foreign rule:** The British ruled over our country for a long period and they always adopted the policy of exploitation. The British Policy suited their economy but it was against Indian concerns. Due to their policy,

Main causes of Poverty

- excessive growth in population
- backwardness of agriculture
- lack of capital
- Lack of proper use of natural resources
- lack of industrialization
- dissimilarity in income and wealth
- unemployment and disguised unemployment
- Foreign rule
- Adverse social environment
- Lack of transportation

Indian cottage industry closed down and millions of people became the victims of poverty.

9. **Adverse social environment:** There is a great lack of education in India. Most of the Indians are uneducated and conventional and they do not want any kind of change in their economic and social life. This is also a reason of poverty in our country.
10. **Lack of transportation:** There is a lack of transport facilities in India. So the economic growth rate is very slow. The development of these facilities is very necessary for the development of the country.

Anti Poverty Measures

We have seen that a majority of people in India are in poverty even today. Poverty is noticeable both in rural and urban areas. It has been a great problem even these days. So the following anti-poverty measure can be taken:

1. **Proper use of natural resources:** Though there is no lack of natural resources in India, still we fail in using them adequately, it is said that India is a rich country but Indians are poor. It means there is abundance of natural resources in India but Indians spend their lives in poverty. So there should be proper use of natural and human resources in the country.
2. **Population control:** The problem of poverty can be checked only after an effective control over population. So it is necessary to convert the issue of population control into a public movement by spreading education and making the people aware of its benefits.
3. **Growth in agricultural production:** Ours is mainly an agricultural country. About two-third of the population depends on agriculture. Agricultural production can be increased by using a better quality of

manure, fertilizers, seeds and modern techniques of farming. Poverty can be thus checked through rapid growth in agriculture.

4. **Industrialization of the country:** Industrialization is necessary for poverty eradication. It will lighten the burden of population from agriculture. People will get more opportunities for employment and per capita income will increase.
5. **Arrangement of capital:** Enough capital is necessary for the development in agriculture and industries. The rate of capital creation and savings in India is very low. The country will have to attract capital for industries.
6. **Development in transportation:** The growth rate in the country can be increased through the development in transportation. It expands economic activities and helps in eliminating poverty.
7. **Equal distribution of income and wealth:** Equal distribution of income and wealth is essential in the country. It is necessary to impose progressive tax on the rich and the limitation of their income should be fixed. The meaning of progressive tax is to increase income as well as the rate of taxes. It is necessary to impose taxes on the rich for the arrangement of education and health facilities of the poor. By this way, their income will increase and we will get a chance to eradicate poverty.
8. **More opportunities for jobs:** The government should encourage small scale and cottage industries. It is necessary to encourage public activities to increase employment.
9. **Development of small scale and cottage industries:** Small scale and cottage industries existed in the country will have to be encouraged.

Anti-poverty measures

- ❖ Proper use of natural resources
- ❖ Population control
- ❖ Growth in agriculture production
- ❖ Industrialization of the country
- ❖ Arrangement of capital
- ❖ Development in transportation
- ❖ Equal distribution of income and wealth
- ❖ More opportunities for jobs
- ❖ Development of small scale and cottage industries
- ❖ Growth in investment

It will increase the income of the people in rural areas and help in minimizing poverty.

10. **Growth in investment:** Some states like Bihar, Orissa, Madhya Pradesh, etc. are backward. The number of poor is very large in these states. So, more investment is vital for the eradication of poverty in these states.

Government and Non-Government efforts

Government efforts

- ❖ National Food for Work Programme
- ❖ State Employment Guarantee Funds
- ❖ Midday Meal Scheme
- ❖ Minimum Needs Programme
- ❖ Integrated Rural Development Programme
- ❖ Swarnajayanti Gram Swarozgar Yojana
- ❖ Jawahar Rozgar Yojana
- ❖ Pradhan Mantri Rozgar Yojana
- ❖ Pradhan Mantri Gramodaya Yojana
- ❖ Swarnajayanti Shahari Rozgar Yojana

Non-Government efforts

- ❖ Self Employment
- ❖ Group Farming
- ❖ Samudayik Vikas Karyakram
- ❖ Self Help Group

Several government and non-government efforts have been made from the first to the tenth five-year plan for the eradication of poverty. The government of India has implemented many a programme at the country and local level which proved more helpful in the elimination of poverty.

The government efforts made for the elimination of poverty are the following:

1. National Food for Work Programme: This scheme has been launched by the government of India in 2004 in 150 most backward districts of the country.

This programme is open to all rural poor who are in need of wage employment and desire to do manual unskilled work. It is implemented as a cent per cent centrally sponsored scheme and food grains are provided free of cost by the government of India.

2. State Employment Guarantee Funds: Under this programme if an applicant is not provided employment within fifteen days, S/he will be entitled to an unemployment allowance.

3. Mid Day Meal Scheme: This is an important scheme under which school children get free mid day meal. The central government bears its expenses. In 2007-2008, about Rs. 7324 crore had to be spent. Only the children getting elementary education are included in this scheme.

4. Minimum Needs Programme: This programme was first launched in the fifth five-year plan (1974-79) for the eradication of poverty from the country. The main purpose of this programme was to provide minimum needs, i.e., drinking water, education, medical facilities to the poor.

5. Integrated Rural Development Programme (IRDP): Integrated Rural Development Programme was launched in 1980 in all the blocks of the country for the elimination of poverty. It is a self-employment programme under which efforts are made to increase the income of the rural poor by providing productive assets to them so that they may come above poverty line by gaining additional income.

3.6 Picture



Distribution of Mid Day Meal in a school of Bihar

6. Swarn Jayanti Gram Swarozgar Yojana (SGSY): In April, 1999, IRDP was named Swarn Jayanti Gram Swarozgar Yojana. It is a Centrally Sponsored Programme which was continued even in the ninth five-year plan as an important self-employment programme for the families living below poverty line in rural areas.

7. Jawahar Rozgar Yojana: It is a employment oriented programme based on wages. This programme was launched in April, 1989. National Rural Employment Programme (NREP) and Rural Landless Employment Guarantee Programme (RLEGP) were merged in this programme. NREP was launched in 1980 as a complementary employment for nation in leisure time for marginal farmers, farm labourers, etc. RLEGP was started in August, 1953 in which there was a provision to provide jobs for at least 100 days in a year to one of the members of a landless family.

8. Prime Minister's Rozgar Yojana: This scheme was launched in 1993-94 to provide employment to the unemployed educated youths in urban areas. In 1994-95, it is extended even in rural areas. In 1999-2000, the aim was to benefit about 2.20 lacs of people. In 2001, on the occasion of the Independence Day, the Prime Minister announced Sampurna Rozgar Yojana of Rs. 10,000 crore.

9. Pradhan Mantri Gramodaya Yojana (PMGY): In 2000-01, this programme was started with the aim to improve the quality of living of the people in rural areas. The targeted areas were health, primary education, drinking water, housing and rural roads.

10. Swarn Jayanti Shahari Rozgar Yojana (SJSRY): This programme was launched in December, 1997. It was started to provide jobs for the educated unemployed living below poverty line in urban areas. In 2004-05, there was a provision of Rs. 103 crore under this scheme.

Non-Government Efforts

The following are the non-government efforts made for the eradication of poverty.

1. Self Employment:

In addition to government efforts, some non-government efforts have proved helpful in the elimination of poverty at the towns and villages. Under this scheme, the poor start their own business with the help of banks after getting training at government level. A person himself selects a business and earns by doing their job willingly and repays the loan taken from the banks. After the repayment, the person owns the business and he becomes self-independent. As a result, their income increases and the standard of living in changed.

Picture - 3.7

2. Group Farming:

Group efforts have been made to remove the difficulties of agriculture. There are a few difficulties in Indian agriculture such as division of land, in the field, lack of irrigation facilities, lack of crop safety etc. Group farming was taken up to remove these difficulties. As a result, group farming ensures the guarantee of the safety of the capital invested in farming by poor farmer and labourer. Here a person works freely and



Many women working in group

shares sorrow and loss of one another. So a particular person does not have to bear the burden of loss and the poorest of the poor change their life-style by this effort.

The picture 3.7 makes it clear that many woman are working in the field in group who share not only their work but joy and sorrow as well.

3. Samudayik Vikas Karyakram:(Community Development Programme)

Like group farming, Samudayik Vikas Karyakram was also launched at the village level. Under it, people do developmental work together and share the wages and profit together. As a result every desirous person or poor gets opportunity to work together. By this effort, the poverty of all persons reduces with an increase in income.

4. Self Help Group:

Under this programme, rural males and females get jobs at village level which they perform without training. Banks encourage them to work together by providing loan. There are 15 to 20 persons in a group. The groups of males and females are formed separately. There is a president and secretary in the group and every member of the group has his/her bank account. Every member has equal responsibility to repay the loan. The income of group is distributed equally among the members of the group. Thus untrained unemployed also gets benefit by it and succeeds in reducing poverty.

Summary

Poverty has been a great challenge even after six decades of independence. This concept of poverty is very comprehensive. It is a situation of society in which a great part of society remains deprived of minimum standard of living. It is directly related to the standard of living. The group of the poor in the world is called the third world. In the third world including India, there is serious poverty. Two typical cases have been illustrated under it. Poverty line has been fixed to measure poverty in rural and urban areas. According to the census, 2001 there are 8.28 crore people in Bihar. One-seventh of the total people living below poverty line in India lives in Bihar. The average achievement is also very low. 40 per cent of population in Bihar lives below poverty line. The scenario of poverty in Bihar is very complex. About 80 per cent of the domestic heads is illiterate. The cattle in Bihar are also of inferior quality. Poverty and unemployment in Bihar is linked with its past. So our aim is to get rid of these two problems. Many programmes are being run by the governments of India and Bihar to solve this problem. But their achievement is not visible as it should be. Still governmental or non-governmental efforts are being made continuously. In due course of time, the achievements must be visible and the people will get rid of poverty.

Exercise

I. Objective Questions

Write the symbol (a,b,c,d) of correct answer.

1. The percentage of rural people living below poverty line in Bihar
than national average.
(a) less (b) equal (c) greater (d) None of these
2. In 1999-2000, the percentage of the rural population living below poverty line in Bihar was
(a) 42.6 (b) 44.3 (c) 54.3 (d) None of these
3. Which of these is not the economic problem of India?
(a) Economic enequality (b) Industrial development
(c) Poverty (d) Industrial backwardness
4. Which place does Bihar occupy among Indian States in terms of Poverty?
(a) first (b) second (c) third (d) fourth
5. Where is the maximum poverty among Indian states according to the census of 2001?
(a) Orissa (b) Jharkhand (c) West Bengal (d) Uttar Pradesh
6. To be below poverty line is
(a) the symbol of richness (b) the symbol of poverty
(c) the symbol of happiness (d) not the symbol of any of these
7. How much calorie of food does a person need in urban area?
(a) 2400 calorie (b) 2100 calorie (c) 2300 calorie (d) 2200 calorie
8. Which of these falls under natural disaster.
(a) agriculture (b) Industry (c) flood (d) None of these

9. How many rupees per month was fixed to estimate poverty line in rural areas according to MPCE?
(a) Rs. 328 (b) Rs. 524 (c) Rs. 454 (d) Rs. 354

10. When are SGSY Scheme started?
(a) in 2000 (b) in 1999 (c) in 2001 (d) in 1998

II. Fill in the blanks:

- (i) Bihar is a state in economic point of view.
- (ii) The percentage of people living below poverty line in planning year.
- (iii) The number of the poor in rural areas is than that of in urban areas.
- (iv) The people living above poverty line is called
- (v) The inability to earn minimum living is called
- (vi) According to MCPE, the poverty line in urban areas is estimated Rs. per month.
- (vii) According to the economic survey of India in 2007, about crore people are poor.

III. Tick (ü) the right statement and cross (û) the false one.

- (i) The main cause of poverty is lack of infrastructure in the state.
- (ii) The development of agriculture based industry is needed to eradicate rural poverty.
- (iii) The growth in population is not the main economic problem in the country.
- (iv) Central statistical organisation has defined poverty.
- (v) The person in urban area works less than the person in rural area.
- (vi) The people in rural area need 2400 calorie food per day.

IV. Write full form of these abbreviations:

- | | |
|----------|----------|
| (a) NSSO | (b) MPSE |
| (c) SHG | (d) SGSY |
| (e) JRY | (f) IRDP |
| (g) MDMS | (h) NREP |
| (i) PMRY | (j) PMGY |

V. Short answer the questions:

Answer in 20 words:

1. On which basis has the planning commission defined poverty?
2. Analyse the two typical cases of poverty.
3. What do you mean by poverty line?
4. Do you think the present method for the estimation of poverty is right?
5. How does it prove that Indians are poor?
6. What is the role of population growth in the causes of poverty?
7. Discuss four main reason of poverty in India.
8. Discuss in brief the Government efforts made for the solution of poverty.
9. Describe the non-governmental efforts made for the eradication of poverty.
10. What is the situation of rural poverty in Bihar?
11. Identify four main reasons of rural poverty in Bihar.
12. Describe any five ways to eradicate rural poverty in Bihar.

VI. Long answer type questions:

Answer in about 100 words.

1. How has poverty line been defined in India? What is estimated about the expansion of poverty in India on the basis of this definition?
2. Explain the reasons of poverty in India.
3. Explain anti-poverty measures taken in India.
4. Identify the shortcomings of anti-poverty measures in India.

5. What are the main reasons of rural poverty in Bihar? Find the remedies for the solution to this problem.

Answers

I. Objective:

1. (c), 2. (a), 3. (b), 4. (b), 5. (a), 6. (b), 7. (b), 8. (c), 9. (a), 10. (b)

II. Filling the gaps.

1. backward, 2. Comesdown, 3. larger, 4. rich, 5. poverty,
6. Rs. 454 7. 17 crore

III. True-False

1. Trure, 2. True, 3. False, 4. True, 5.
False, 6. True

Project work

1. Write a story of a poor family.
2. Show the various types of poverty by pictures.
3. Evaluate the anti-poverty measures in your village.
4. Demonstrate the main causes of poverty among rural women by a street play in your school.
5. Describe how the people earn their livelihood at the time of famine and flood.
6. Write a not on category level poverty.
7. Write a story on 'the poverty ' for broadcast on the radio and ttelecast on the Television.

References

- N.C.E.R.T. Economics class IX
- Development of Indian Economy- Smt. Urmila Sharma
- Economics - Dr. Suman
- Bharti Bhawan - Class IX
- Development of Indian Economy- Dr. Deepa Shree
- Economical Survey – 2006-07
- Census Report of India- 2001
- Poverty and Drought- Dr. Amritya Sen
- Economical Development and Freedom- Dr. Amritya Sen
- Kurukshetra- Monthly magazine

Chapter-4

Inoccupation

Occupation is such an activity through which a person acquires resource for livelihood viz resource might be in the form of cash or kind and this acquired resource is called his **income**. The person who is unable to do such activities is called **unoccupied or unemployed**.

Generally, inoccupation and unemployment go together because the person who is incapable of earning livelihood is definitely poor.

When persons despite eagerness to work do not get a job of their choice undergo the plight of poverty. Sometimes having job against choice reveals inoccupation. In India and in Bihar, there are many dimensions of inoccupation that the chapter will discuss later.

To eradicate the problem of inoccupation, various centre sponsored programmes through government of India are being carried out in the state that will also be discussed in this chapter.

Objectives:

Unemployment is a great problem in India so it is necessary to know its various forms and nature. Measures for its eradication can be suggested only by having knowledge and information regarding inoccupation. The inoccupation found in developed and underdeveloped countries are of various types; therefore, the means and measures for its removal will also be different in both types of countries.

The study on this subject is of immense value particularly for a developing country like India and poor state like Bihar. It is utterly essential to know the main reasons of various types of inoccupation prevalent here so that appropriate measure for its eradication should be adopted.

Definition of Inoccupation:

Inoccupation is an economic problem that is closely related to poverty. In the economic system, a situation of inoccupation arises when persons desirous to work on **prevailing wages** do not get work. In other words, if the persons despite availability of work and their wish and ability to work on prevailing wages are deprived of it, it is a situation of inoccupation. Therefore, there are two main points in the concept of inoccupation. The two main points are-

1. Lack of work
2. To be available for work

Perceive it through an example

Sita Devi, mother of Akash, helped her husband Kishan, in his household work, childcare and in the farming activities. Akash's brother Jitu and sister Situ spent their time in playing and wandering. Can you call Sita Devi, Jitu and Situ unemployed? If yes, why?

Inoccupation is a situation when a person does not get job despite his wish to work on prevailing wages. Sita Devi is not interested in working outside. Jitu and Situ are very young and they cannot be counted among the population of labour force and neither Jitu, Situ and Sita Devi can be called unemployed because only the persons of 15-59 age groups are included in the labour force. Akash's sister, Jitu and Situ, are not in this age group so they cannot be called unemployed. Akash's mother, Sita Devi, too cannot be called unemployed because she is not eager to earn money (remuneration) by doing work outside.

Though Akash's grand-father and grand-mother, not mentioned in the story, cannot be called unemployed because they have become old and do not come in the age group of labour force (15-59).

The percentage of labour force presently in India and Bihar are illustrated in table no.1.

Table – 1
Labour force in India and Bihar
1999-2000

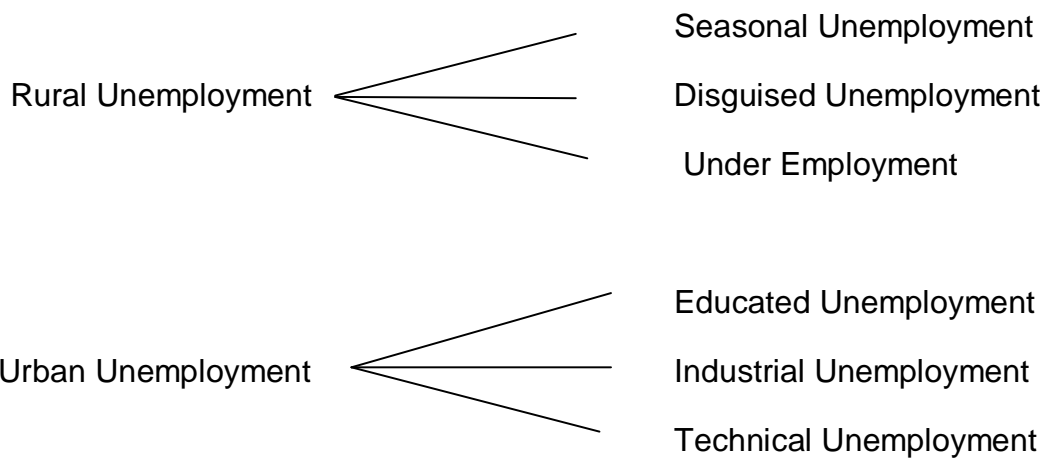
Country/State	Rural	Urban
India		
Male	85.4	78.6
Female	45.6	20.9
Total	66.2	51.1
Bihar		
Male	86.9	75.7
Female	28.9	12.5
Total	59.2	48.4

National Human Rights Commission Report, 2001

Types of Unemployment:

Unemployment is a major problem for any country; consequently, the labour force is not properly utilized. In context of India and Bihar, unemployment is prevalent in rural as well as urban regions. There is a great difference between the nature of rural and urban unemployment that can be viewed like this-

The percentage of unemployed labour force (rural and urban) on the level of India and Bihar is shown in table no.2.



Country/State	Rural	Urban
India		
Male	7.20	7.30
Female	7.00	9.40
Total	7.20	7.70
Bihar		
Male	7.20	8.70
Female	6.20	13.50
Total	7.00	9.30

Source- Planning Commission, the Tenth Five Year Plan Vol-I, page 165

We shall the above unemployment like this-

Rural Unemployment

Seasonal Unemployment:

The unemployment caused by change in season is called seasonal unemployment. Seasonal unemployment occurs in a situation when a person gets a job during farming season and becomes workless in non-farming season. This type of unemployment mainly occurs in rural agricultural sector. Indian agriculture is solely dependent on **monsoon** that is totally variable and we see it in different forms like flood and draught.

Picture 4.1.



People engage in other work in the hope of employment

Indian agriculture is a seasonal occupation. As farming activities are divided into different phase like **planting, irrigating, weeding, harvesting**, etc. and after each phase the labourers become jobless, because the farmers have no alternative work in this period and this is situation that creates seasonal unemployment.

Disguised Unemployment:

Disguised unemployment is called Under Employment too. People look employed under disguised unemployment. They have plots of land where they get work; this is particularly in the families engaged in agricultural activities. When in a particular agricultural activity eight persons become engaged where only five persons are required, in such a situation three persons are surplus

worker because they are toiling on the same plot of land where already five persons are working. The work done by these three workers does not augment the contribution of the five workers; therefore, there is no increase in total production. There will be no decrease in productivity if the three extra workers are taken away because only five persons are needed there and three persons are employed in disguised manner. Marginal product of disguised unemployment remains zero.

Urban Unemployment

Educational Unemployment:

The situation of educational unemployment has emerged due to extension of educational facilities and erratic educating system. When the educated persons do not get employment, they are called educational unemployed. Today there are so many boys and girls with matric, graduate and post graduate degrees incapable of getting jobs. They are in the category of educated unemployed. In Bihar, the number of educated unemployed is very large.

Industrial unemployment:

Present age is the age of industrial development. As the structure of industrial extent is based on modern techniques, the human labour force is less required; consequently, it gives birth to industrial unemployment. Usually, the labour force from rural areas move towards urban areas in search of employment but they do not get it there. At the same time, in mechanised system cutting down the number of employees in industries is going on rapidly and causing industrial unemployment in urban areas.

Technical unemployment:

Nowadays this type of unemployment is found in the urban areas as a consequence of technical change. In modern age due to innovative techniques already working employees are retrenched, e.g., cloth mills have made many hand loom weavers unemployed. In Bihar, in districts of Bhagalpur, Gaya and so on technical unemployment has spread among the urban workers engaged in traditional hand loom.

In the technical unemployment it is found that on one side there is unemployment among technically skilled persons and on the other side there is lack of necessary technical skills for economic development.

Story

Come on children; let's understand the above types of unemployment through a story

Come on children; the different forms of unemployment are narrated through a story. Gobindpur is a village in Bihar. It is a block under Nawada district. Its border touches Jharkhand state. The speciality of this village is that there is a seasonal river here called 'Sakri'. There is no source of irrigation for agricultural land. The village does not have any canal, pond, *pain*, stream, dam, etc. either. There is not any full-fledged arrangement of irrigation. Only a limited area of the village has electric connection with erratic power supply ranging from one to one and a half hour. In such a situation the whole agricultural activities are solely dependent on monsoon.

Population of the village is around eight thousand comprising a mixture of all castes. The villagers are mainly agricultural labourer and small traders. **Ramdhani** is head of a family residing in the village. He has three sons and two daughters. Two of his sons help him in his work. The main occupation of Ramdhani is to toil on his field and work on other's land as a labourer. He cultivates only seven *katthas* of his own land and grows only paddy and wheat as main crops. Sometimes his wife **Malti Devi** and two sons **Vijay** and **Ajay** work with him. During crop season they work for two months and thereafter become workless because during rainy season they do not have any work. Their work is needed at the time of harvesting. Therefore, the family faces the disguised unemployment in agriculture because even without the support of two sons the family produced the same quantity of grain. Actually, Vijay and Ajay help their family in absence of work. Both are educated youths. Once both of them went to Kolkata in search of job and started working in a leather industry.

They were working there as a labourer but due to industrialisation, machines of new techniques were installed there and they were retrenched as they did not know how to operate machines. Consequently, once again they became unemployed. Here, both the brothers became jobless due to lack of technical education. If they were trained, perhaps it would not have happened. In this situation both the brothers were affected by **technical unemployment**.

Both came back to his village. Naturally, the burden of the family was increasing day by day. Then both the brothers decided to participate in the training programmes run by government and so they accessed to block office to know about it. Both of them took training in bicycle repairing. After training, they took a loan of Rs. 10,000/- from a Bank and started a small shop of bicycle repairing. There was not any bicycle repairing shop in the village so their labour elicited good results. They paid bank loan gradually. Thus they increased their income through **self-employment**, took themselves out of the vortex of poverty and established themselves as successful employed youth. Now the name of Ajay and Vijay shop is on every lip.

You saw through this story that how two unemployed youths suffered various types of unemployment but finally they became benefitted through the government scheme.

Birth of unemployment:

So far you have come to know about employment and its various types. Now we shall try to know the reasons responsible for the birth of unemployment.

India is an agriculture bases country and about 68% of the total population of the country reside in rural areas. The main source of their subsistence is agriculture and agriculture related activities depending on monsoon. Some sorts of unemployment are visible but there are some other reasons that give birth to unemployment.

1. Over population:

The population of India by growing rapidly has crossed the figure of 102 crores according to 2001 census. Due to increasing population various types of unemployment have been emerging and they are responsible for unemployment in villages and towns which in common parlance are called 'rural unemployment and urban unemployment'. The various types of unemployment are expressed in the following terminologies- seasonal unemployment, disguised unemployment, educated unemployment, industrial unemployment, technical unemployment, etc.

2. Illiteracy:

According to census 2001, 34.62 percent of total population of India is illiterate. Bihar is on the last rank with 53.0 percent illiterates.

Picture 4.2



Unskilled and illiterate women pursuing education

Due to illiteracy there is increase in the rate of unemployment, particularly among women. Due to lack of literacy the number of unemployed women is very large. The labour forces of rural women do not get employment on regular basis and they are compelled to work on irregular basis. Due to uncertainty in regular job they can be terminated any time.

1. **Backwardness in agriculture:**

In spite of being an agricultural based country, India's agricultural sector is suffering from backwardness and main reason of that is its total dependency on monsoon which throughout the year remains fully variable and uncertain. The fury of flood and draught is always there. Bihar is a significant victim of the fury both of flood and draught. Usually north Bihar faces the fury of flood and south Bihar that of draught. The disaster of the Kosi river is a befitting example of the fury of flood. In north Bihar, the Bagmati and the Adhwarah Samooh rivers with thier furious flood have been affecting agriculture adversely. Through these reasons the agriculture sector of Bihar has to suffer a great loss.



The traditional way of farming is still in use

In addition to this the unnatural resources of irrigating fields such as canals, tube wells, wells, ponds, etc. are still available in traditional way that subdue the pace of agricultural development. Development and use of modern techniques of irrigation has not yet flourished.

The old machines and tools are still used in agricultural activities that also lead to unemployment in Indian agricultural sector on a large scale.

2. Maximum burden of population on agriculture:

More than half of the population of India depends on agriculture due to which the occupation for livelihood of Indian population is farming. In the other sectors like- industry, trade and services the pressure of population less due to heavy load on agriculture. Disguised unemployment is visible in agricultural sector which is responsible for rural unemployment.

Picture- 4.4



Women working in field in large number, showing disguised unemployment

3. Lack of Industrialization:

As India is an agriculture based country, so here the development of industries are far less than that in the developed countries. Consequently, wide spread development of industries could not be possible. The shortage of power and resources has also lessened the pace of its development. Educated and trained people want employment in industrial sector where there is absence of employment. Besides in the mechanised industries retrenchment gives rise to unemployment in the industrial sector.

4. Absence of Capital:

Due to lower per capita income in India the '**rate of capital creation**' is also very low and due to this fact the desired capital is not being invested in agriculture and other industries leading unemployment at all levels in the country and the states.

5. Shortage of trained labour force:

In the absence of education and training, Indian labourers are not able to handle machines as a result of which they cannot contribute in the technique based employments such as computer work, management and in heavy machines based work that gives birth to unemployment.

Picture- 4.5.



Lack of this type of trained labour force

Measures to remove unemployment and increase employment

Children! Before this you knew the reasons giving birth to unemployment. Now we shall discuss the measures for its eradication and augmentation of employment.

The problem of unemployment in India is still very grave for which there is an urgent need to get rid of it through governmental and non-governmental efforts on national and state levels. The following efforts can be done to tackle the problem of unemployment-

- I. Government efforts
- II. Non government efforts

I. Government measures:

From very beginning the government has been very active towards the problem of unemployment. In the fourth five year plan some important programmes like, Minimum Needs Programme, Area Development Programme, Food for Work Programme and Employment Guarantee Programme, etc. were carried out. Again, during the sixth five year plan various programmes related to poverty and unemployment like- Integrated Rural Development Programme, Rural Landless Employment Guarantee Programme and Jawahar Rozgar Yojna were carried out that put a direct impact on reducing unemployment and providing fresh opportunities for employment.

Now we shall discuss the following programmes being carried out by government of India for eradication of unemployment in different states-

- **TRYSEM** – Training of Rural Youth for Self Employment
- **DWACRA** – 1982. Development of Women and Child in Rural Areas
- **JGSY** – 1989. Jawahar Gram Samridhi Yojana

The above all three programmes are clubbed into one as (NREGA) National Rural Employment Guarantee Act 2006 and are in effect from 2006. The number of unemployed persons has reduced after its implementation.

IRDP	- Integrated Rural Development Programme
NREP	- National Rural Employment Programme
RLEGP	- Rural Landless Employment Guarantee Programme
JRY	- Jawahar Rozgar Yojna
TRYSEM	- Training of Rural Youth for Self Employment Programme
DWACRA	- Development of Women and Child in Rural Areas

Government Programme for Employment

NREGA - National Rural Employment Guarantee Programme

NREGA - National Rural Employment Guarantee Programme was launched on February, 2, 2006, by the Prime Minister of India, in 2000 districts of 27 states covering 80,000 Gram Panchayats. Among 38 districts, the programme was implemented in 23 districts of Bihar. Presently it is renamed as ' Prime Minister Rural Employment Programme' and implemented across the country since 15th of August, 2006.

Some important points of the programme are as follows-

1. Every family is guaranteed 100 days work in a financial year.
2. The minimum wages is not less than Rs. 60/-.
3. If employment is not provided within 15 days, applicants are entitled to an unemployment allowance.
4. At least one-third beneficiaries should be women.
5. In case of accidental death during work, Rs. 25,000/- will be paid as ex gratia amount.

Picture: 4.6



People working under NREGA

II. Non Government measures:

In view of the nature and reasons of unemployment in India its redress is not possible only through government efforts; in fact, there is a need of creating opportunities of self employment by forming non-governmental organisation and Self Help Group.

Presently, for the removal of unemployment on rural level there are many simple means that can be adopted under non-governmental measures.

a. Expansion of cottage Industries:

Cottage industries are home based industry using family tools and run by family members with very little capital. If a person working in agricultural sector becomes victim of disguised unemployment, the unnecessary burden on agriculture can be minimised by transferring the burden on cottage industries. Inoccupation of family members can be decreased by providing job to all family members.

Picture: 4.7




After disposing house hold work, a woman engaged in spinning yarn

b. Self Employment:

Picture: 4.8

To eradicate the widespread unemployment in India the most effective way is the creation of self employment. In self employment a person manages resources to create employment; simultaneously there is arrangement by government through various programmes to provide capital and training. Through this, urban and rural unemployment can be cut down sharply. Self employment is a very effective measure specially in curtailing the number of educated employment.



Creation of self employment by trained person

Impact of inoccupation

Various social and economic evils are spread in the society due to unemployment.

Social Impact

Inoccupation directly affects the social and economic standard of a person that is illustrated here-

- **Wastage of labour force resource**

Labour force is misused because of unemployment as in agriculture sector four persons remain engaged in an agricultural activity and the other family members, when they become able to work, join the same activity but the produce does not increase

Social Impact of Unemployment

- Wastage of labour force resource
- Rise of inferiority complex
- Escalation in social evils
- Beginning of migration tendency

and it seems that all persons of the family are engaged in the same work. It shows wastage of labour force.

■ **Rise of inferiority complex**

The unemployed person develops an inferiority complex in comparison to the employed persons. Consequently, his psychological level goes on falling continuously and they start looking up on themselves as a burden on society. The other unemployed persons are also affected by such type of feelings.

■ **Escalation in social evils**

The practices of theft, robbery, snatching, *thuggee*, dowry, etc. emerge among the unemployed youths and affect the society.

■ **Beginning of migration tendency**

In search of employment, the unemployed persons migrate from their homeland and detach from home, family, society and culture and sometimes situations compel them to work on unreasonable wages. This situation is widely present in Bihar. Therefore, migration does not guarantee permanent employment.

Economic Impact

• **Decrease in Per Capita Income**

The per capita income becomes lower during the period of inoccupation that shows the economic condition of the person.

• **Lower standard of living**

Due to lower per capita income, the standard of life style, diet habit and dress also become of lower standard.

Economic Impact of Unemployment

- Decrease in per capita income
- Lower Life standard
- Apprehension of economic depression
- Increase in loan burden
- Improper use of resources

- **Apprehension of economic depression**

The harmful impact of inoccupation affects the complete development of any economic system. An increase in unemployment is indicator of depressed economic system. This is responsible for the wastage of resources that can be suitably employed in other situations. If people are not used as resources they will become burden on the economy. It is the responsibility of the economic policy of country to lessen the burden of unemployment so that economic system could be health and strong.

- **Improper use of resources**

Due to insufficient capital the use of natural resources is not properly done in the economic system that is a basic reason of unemployment.

Summary

Inoccupation is a serious problem in the country. No any area or community of country is unaffected by it. It is structural in nature. It is linked with inadequate production-capacity of economic system and the slow growth in stock capital. This is not an imaginary problem that will solve automatically with time.

There are various forms and aspects of the problem. Rural unemployment and urban unemployment are its main constituents. Seasonal unemployment, disguised unemployment, educated unemployment, industrial unemployment, technical unemployment, etc come under the constituents. This type of inoccupation is rampant in rural areas.

Lack of development of basic infrastructures and non-use of resources on large scale due to increasing population give birth to various dimensions of inoccupation. For its repudiation, at all costs, the quality of investment can be enhanced by an increase in the rate of capital formation that is tangible form of removal of inoccupation. After attaining independence, continuous efforts are being made at centre and state levels for removal of poverty. The efforts have begun to take positive shape and gradually the problem of unemployment is being solved.

Exercise

I. Objective questions:

Write only a, b, c, or d for correct answer

1. What is the main economic problem of country?
 - (a) Illiteracy
 - (b) abundance of grain
 - (c) required equality
 - (d) poverty and inoccupation

2. Found in the rural area of country?
 - (a) Educational unemployment
 - (b) Industrial unemployment
 - (c) disguised unemployment
 - (d) Cyclic unemployment

3. Inoccupation is a situation when?
 - (a) Do not work with whole heartedly
 - (b) Work with laziness
 - (c) Do not get work despite wish and qualification
 - (d) We are illiterate and handicapped

4. The unemployment found in Bihar is?
 - (a) Frictional
 - (b) Cyclical
 - (c) Disguised
 - (d) None of these

5. Found in the rural areas of Bihar?
 - (a) Industrial unemployment
 - (b) Cyclical unemployment
 - (c) Disguised and monsoon unemployment
 - (d) None of these

6. What is the percentage of illiterates in Bihar?
- (a) 53 percent
 - (b) 40 percent
 - (c) 65 percent
 - (d) 47 percent

II. Fill in the blanks

1. Inoccupation is the condition when employment is not.....to a desirous and capable person.
2. Poverty andare main problems in India.
3. Voluntary unemployment is that condition when a person.....wants to work on prevailing wages.
4. Marginal production of labourer becomes negligible or.....in the condition of disguised unemployment.
5. Erratic.....is a main cause of educated unemployment.
6. Disguised andunemployment is found in Bihar.
7. One of the reasons of unemployment in Bihar is lack of.....education.

III. Put tick (tick) mark against correct statements and crossed (X) mark against wrong statements.

1. Inoccupation is taking a serious form in India.
2. Inoccupation is that condition when a person does not get employment in spite of having capability and wish to work.
3. There is unemployment among educated in India.
4. The people even engaged in work in India are victims of under employment.
5. There has been instability of employment in India in previous years.
6. Disguised employment is widely prevalent in rural areas of India.
7. The increasing unemployment among the educated youth of India is a matter of concern.
8. In terms of unemployment eradication of the five year plans have partially succeeded.

9. The people of Bihar are victims of disguised and under employments.
10. In the rural areas of Bihar disguised unemployment is present in a very large scale.
11. In Bihar, the problem of inoccupation is continuously decreasing.
12. Development of professional education, self employment and agriculture based industries will be helpful in eradication of unemployment.

IV. Short answer question.

(In not more than 20 words)

1. What do you mean by unemployment?
2. What is your view about disguised unemployment?
3. Narrate underemployment.
4. Narrate the problem of getting a job in India.
5. What are the main causes of increasing inoccupation among educated persons?
6. What do you mean by making education professional?
7. Mention four reasons of unemployment.
8. State some measures as solution to rural inoccupation.

V. Long answer question

(Answer in 100 words)

1. Define occupation? What are the causes of inoccupation in India? State some suggestion for its removal.
2. Write an essay on the problem of inoccupation in India. How can inoccupation be removed?
3. Give an account of various forms of inoccupation found in India. What are your suggestions to solve it?
4. Examine some job creation programmes with special reference to 'Integrated Rural Development Programme'. State measures of reforms for its implementation.
5. Explain the reasons of educational unemployment in India. How can these problems be sort out?

6. What is your understanding about rural unemployment in Bihar? How will you eradicate it?
7. What is the main reason of rural unemployment in Bihar? How will you tackle it?

Answer

I. Objective

(1) d (2) c (3) c (4) c (5) c (6) a

II. Fill in the blanks

(1) available (2) inoccupation (3) no (4) zero (5) education system
(6) seasonal (7) professional

III. Correct-Incorrect

(1) correct (2) correct (3) incorrect (4) correct (5) correct (6) correct
(7) incorrect (8) correct (9) correct (10) correct (11) incorrect (12) correct

IV. Project Work

1. What type of inoccupation is found in your area? Prepare a project stating its reasons.
2. Write an essay on inoccupation found in a family around you.
3. Present a critical description of all types of inoccupation and write an essay on the measures of its removal.
4. Prepare a statement of the government programmes going on in your area for self employment of women and prepare a statement of interview of a woman related to self employment programme.

References

- N.C.E.R.T. Economics class IX
- Development of Indian Economy- Smt. Urmila Sharma
- Economics - Dr. Suman
- Bharti Bhawan - Class IX
- Development of Indian Economy- Dr. Deepa Shree
- Economical Survey – 2006-07
- Census Report of India- 2001
- Poverty and Drought- Dr. Amritya Sen
- Economical Development and Freedom- Dr. Amritya Sen
- Kurukshetra- Monthly magazine

Chapter-5

Agriculture, Food Security and Quality

Introduction:

The economic prosperity of any country depends on the development of agriculture and industry. Both these sectors are considered as the pillars of economic growth.

India is an agriculture based country where about more than 64% population is even today dependent on agriculture for their livelihood. Truly, agriculture is backbone of Indian economy. For most of the rural families, agriculture is the main source of employment. The urban population is also dependent on agriculture for supply of food grains and raw materials. There

In the words of Prof. M.S.Swaminathan, an eminent agro expert and chairman of National Commission on Farmers "Agriculture is not a mechanical thing, rather the backbone of Indian economy to guarantee livelihood of 80% people living in India. Agriculture is the engine of economic development in India and Bihar".

is no country in the world which has such direct and close relation with agriculture as India has.

The eminent agro economic Prof.Swaminathan believes that about two third population of India is related to agricultural family. It shares an average of about 20% of national income and provides employment for 80% labour force in rural India. So revolutionary change and high growth rate in agriculture sector is essential for a semi developed and agricultural country like India. Undoubtedly Indian agriculture is an important source of employment exportation and foreign currency and it contributes in industrial development, capital formation and improvement of the living standard of people.

Agriculture in Bihar:

Bihar is the largest state among economically backward states in India, where agriculture is the main occupation. This sector produces a large part of gross income in Bihar. Bihar is mainly an agricultural state. Most of the organised industries fell under Jharkhand after it got separated from Bihar. The rest one are either closed or in a sick condition. The economy of Bihar now primarily depends on agriculture. Agriculture is the main source of livelihood, income and employment of the people over here. The majority of the population (80%) in Bihar living in villages depend on agriculture directly or indirectly.

Agriculture plays a prominent role in the development of Bihar. This has been proved through various facts. Agriculture supplies food grains and raw materials to other sectors of economy and provides sources in the forms of savings and taxes. The rural population accelerates the development of other sectors because development and expansion of industry, trade, etc, depends on the demand of kinds supplied by it. Valuable foreign currency can be earned by exporting cash crops such as mango, litchi, sugarcane, etc. It is viable to say that increasing productivity in agriculture of Bihar can help the other industrial development of Bihar in many ways. Transfer of labour force from agricultural sector to other sectors will be possible by the growth of agricultural production in Bihar. The demand of food stuff in non-agricultural sectors can be fulfilled even after minimising the number of labour force in agricultural sectors. It will increase the income of farmers with the development of agricultural production; the income of state and per capita income also increase. The contribution of agriculture is larger in the income of state.

Importance of Agriculture in Bihar:

Agriculture provides opportunity for the development and expansion of the other sectors through selling and buying. It supplies food grains and raw materials to the other sectors and provides market for the sale of product. Thus it encourages non-agricultural sectors like trade and commerce.

Importance of agriculture in Bihar

- Important contribution to state income
- Main source of employment and livelihood
- Contribution in industrial development
- Source of government income
- Contribution in successful planning

Causes of Agricultural Backwardness in Bihar:

Agriculture is the backbone of economy in Bihar, on which the majority of population of the state depends for their livelihood, income and employment, but the condition of agriculture is not better in Bihar.

According to Clouston "There is not only backward class in Bihar, but even the industries are backward and unfortunately among them agriculture is the most backward". This statement of Clouston is cent percent true in the context of Bihar, which can be better depicted in this way.

Causes of agricultural backwardness in Bihar

- Excess pressure of population on agriculture
- Unequal distribution of land
- Dependence on monsoon
- Horrible condition of flood, famine and drought
- Traditional and unscientific way of farming and lower productivity
- Lack of high yielding variety of seeds and fertilizers
- Lack of irrigation facility
- Lack of capital
- Sub division and fragmentation of land Illiteracy

Measures for removing agricultural backwardness in Bihar:

It is to be remembered here that all round development in Bihar can be done by removing the above causes of agricultural backwardness and by getting more production and benefits through agriculture.

Measures for removal of agricultural backwardness in Bihar:

- Population control
- Planned irrigation facility
- Flood control and better water management
- Useful advanced and better agricultural techniques
- Flow of more institutional finance in agriculture

Kinds of Crops

The crops in India and Bihar can be divided into two parts-

Kinds of Crops

Edible crops
(paddy, wheat, maize, barley, mahua, jwar, millet, gram, pigeon pea, etc.)

Cash crops
(sugarcane, jute, oil seeds, pulses, chilli, potato, onion, etc.)

There is obvious impact of climate on the sowing and harvesting of crops. Paddy is the main crop in the state but in the west side to plains of Bihar the importance of crops like maize, wheat, barley, gram and other that depend on rain, increase. The agriculture in state is divided in four parts on the basis of mutual relationship of crops and seasons.

Kinds of edible crops:

1. *Bhadai*
2. *Kharif* or Aghani
3. *Rabi*
4. *Garma* (in summer season) Main crops in Bihar are wheat and paddy. We get rice from paddy.

1. **Bhadai** (in rainy season)

The *bhadai* crops are sown in May-June and they get ready in August-September or *Bhado* month of Hindi calendar. Maize, jwar, jute and some special varieties of paddy are main crops. The production of *bhadai* crops depends on the rain. The pre-monsoon rain is more in the plain area than the plateau region.

2. **Kharif or Aghani** (in winter season)

Paddy is the main crop of this season. It is planted in the month of June and the crop gets ready in December or Hindi month *Aghan*. Aghani crops have highest place in the agriculture of Bihar.


3. **Rabi** (in the spring season)

Rabi includes wheat, barley, gram, *khesari*, pea, lentil, pigeon pea, mustard, etc. and various kinds of oil seeds and pulses. The crops are sown in October-Nov and they get ready in March (in the spring season). The farming of *rabi* is carried out on the one-third of the total arable land of the state.

4. **Garma** (in the summer season)

The cultivation of *garma* crops in the state is done in the region where irrigation facility is available or on the land that have enough moisture. Green vegetables have special place in this season. Some special varieties of paddy and maize are grown in this season. The farming of green vegetables is carried out in

Picture:5.1



People engage in production of various crops

Nalanda district and on the bank of Ganga in Vaisahli and Saran district of Bihar.

Sources of food grains:

After discussing the kinds of food grains, we shall now throw light on their sources and availability. Through the sources of food grains, as per need, we give emphasis on the fulfilment of food grains. Extensive farming is considered as the chief source of food grains. **The better the agricultural policy of a nation or state is, the more is the growth in agricultural production.** During natural calamities like drought, famine, earthquake, epidemic, etc, the source of food grains gets slacken. So it is essential that agriculture should be very strong. The fulfilment of food grains is inevitable as food is a basic need of human being.

Sources of food grains:

- Extensive farming
- Agricultural policy
- Import policy
- Policy of surplus production

The import policy, storage policy and policy of surplus production have been considered as the other source of food grains. Food grains are specially

Picture: 5.2



Farming of mustard through advanced techniques

imported from other nations during disaster so that the people could be saved from hunger.

When there is increase in agricultural production or the production is surplus, due to extensive farming, it becomes necessary to keep it safely and so food grains are kept in big godowns. Thus the source of food grains kept in the godowns is largely helpful in calamities.

When the government policy on agriculture is liberal, the farmers undertake farming happily and use new techniques in it. Through this process they are able to produce more than what is needed. Its main impact is seen during emergency. The surplus produce overcomes the shortage of produce in future. **The strong source of foodgrains is the symbol of a strong nation.**

Quality of Food Grains

The availability of food grains in the form of food reflects that we are independent in terms of food grains. The foundation of self dependence on food grains is the quality of food grains. As such, more attention should be paid on quality compared to quantity. In this connection, again, there are various assumptions regarding minimum needs of the people. For example, it is estimated that a woman working in home requires food with 3100 calories every day while a teacher or a person working in an office needs 2600 calories per day. On the other hand the need of calorie for a general active person like doctor, engineer and tailor is 3000. Similarly, an industrial labour requires 3600 calorie. From the above example it is clear that the need of the unit of calorific value is different among the persons of different working class.

If the people get foods in accordance with the calorie need they are self satisfied and prove themselves as skilled and successful workers. So it is necessary to understand the importance of quality of food grains along with its yield. A qualitative aspect of food grains creates healthy life and healthy thought among people. The proper and successful disposal of work by people is indicator that they are getting qualitative and good food. The availability of good foods for the people is symbol of prosperity of a nation.

The quality of the food items should be the top priority. For this it is necessary to give special emphasis on the food grains of more calorie value.

After evaluating the all available technologies in Bihar and using it in increasing the food grains and other crops it will be necessary not only to find out alternative and extensive possibilities but also to formulate an immediate and long term industrial planning.

Food Security

Food is as necessary for life as air for breathing. The meaning of food security is related to regular availability of food, access and capability to get it. Whenever there is a problem regarding production and distribution of food grains, the poor families get more affected. Food security is a government effort for public distribution system, Antyodaya Anna Yojana, official vigilance and during food crisis.

There are following dimensions of food security

- i. The signification of **food availability** is to food production, food import, and the stock of previous years stored in the government godowns.
 - ii. The meaning of **food access** is that food should be available to every person without any hurdle.
 - iii. The sense of **capability** is that sufficient money is available with the people for buying nutritious food and other items of their needs.
- The food security in any country or state is ensured when:
 - i. There should be availability of food for all people.
 - ii. All people have capacity to buy the acceptable quality of food items and
 - iii. There should be no hindrance in availability of food grains ,i.e., people should get food grains without any hindrance.

Food Security, Why?

The poorest class of the society can always be a victim of food insecurity. But when the nation is under the grip of earthquake, drought, flood, tsunami

and condition of famine due to bad crop even the people above poverty line of the society can be affected from food insecurity.

The meaning of food security in the decade of 1970 was- 'adequate ever availability of staple food' (U. N. 1975). Amratya Sen added a new dimension to food security and emphasised on the access to food on the basis of entitlement. The entitlement means the fulfilment by state or the society and it is associated with the items that can be produced and exchanged in market by any person. Accordingly, the meaning of food security has considerably changed. In the World Food Summit, 1995, a declaration was made that lay the foundations for diverse paths to a common objective – **“the existence of food security is, at the individual, household, national, regional and global levels. Food security exists when all people, at all times, have physical and economic access to sufficient, safe and nutritious food to meet their dietary needs and food preferences for an active and healthy life.”** In addition in the declaration it is affirmed that **“eradication of poverty is critical to improve access to food”**.

National Food Security Mission

The objective of the Mission is to produce rice, wheat and pulses to increase the production of rice by 10 million tons, wheat by 8 million tons and pulses by 2 million tons by the end of (2011-12) so that the demand of food grains could be fulfilled and food security could be ensured.

250 lac farmers are expected to be benefitted in 250 districts of 16 states in the country.

Some areas, that are eligible for financial assistance under operational guidelines of the farmer mission, include:

- high yielding variety seed
- farm machinery
- water management at field
- integrated pest management for successful use of pesticides
- integrated nutritious element management for increasing soil health

The following items are included in the other activities for providing benefit to farmers:

- presentation of advanced methods through field display
- convening Farmer Field Schools (FFS) for providing extension support

Suggestions for Food Security

1. Increase in agriculture production
2. Systematization of food distribution
3. Cooperation and organisation through community development
4. Reforms in food administration
5. Population-planning
6. Change in current habits of consumption

Story of Ramu

Ramu works as a temporary agricultural labourer in agriculture sector at Madhopur village. His eldest son Somu is 10 years old. He also works as a care taker of the cattle of Satpal Singh, *the Sarpanch*. Somu works round the year with the Sarpanch and gets one thousand rupees for the work. The other three sons and two daughters of Ramu are very young, and they cannot work in fields. Sunahri, Ramu's wife, keeps herself engaged temporarily in cleaning the cattle and cowshed. She gets half litre of milk, vegetables and some cooked food for her daily work. In addition to it, she works in fields with her husband during busy season and increases her income. Agriculture is a seasonal work; so, Ramu gets employment only during sowing, plantation and harvesting seasons. About four months in every year he remains unemployed between the period of sowing and harvesting of crops. He remains in search of job in those days. Sometimes, he gets work at brick kiln or in construction works in his village. Through his efforts, Ramu manages to earn enough in cash or kind to provide his family two squares of meals. However, when he fails to get work he and his family have to face difficulties and sometimes his children go to bed without their meals. The family could not get milk and vegetables on regular basis. Due to seasonal nature of agriculture, Ramu remains insecure in terms of food security during four months period of inoccupation.

Self-sufficiency in food grains during famine

Due to any natural calamity (such flood, drought, famine, earthquake, epidemic, etc) there is decrease in the yield of food grains. The affected are experiences shortage of food grains. In such a condition, people cannot buy food items on high rates because to get food items on high rates in lower income becomes beyond their reach. If the catastrophe affects the larger area for a longer period, the condition of starvation may occur. A wide ranging starvation happens during famine.

M.M.Saminathan: In view of the recommendations of National Commission on Farmers a National Food Grain Security and Sovereignty Council should be established and we will have to develop habits and capacity to take immediate action with full information during famine and natural calamities. Only then we shall have necessary storage of food grains and will be able to get through the public distribution system to all.

The growing population of country has created many problems consequently a gruelling famine in some states is a common phenomenon. Due to this reason the people not only live in starvation but also there is no control over poverty.

It is essential to pay much attention to agriculture sector, rather than ignoring it, so that everyone should get food grains (food) during famine. We know that the agriculture sector provides about 64% employment to state and 80% employment to the population in rural areas. In view of the needs of the farmers and to deal with such situations, The National Commission on Farmers came into existence. The commission, keeping an integrated strategy, emphasised on continuous monitoring and effective use of food grains, health and irrigation; and in addition to that presented proposals to draw attention of the government on some important issues like reforms in loan and insurance services, new techniques in agriculture and market facilities. The government efforts can be seen in this direction.

As we know that during famine the death rate increases largely which is the result of starvation and epidemic due to polluted and contaminated water and spoiled foods.

In India, Bengal faced the most horrible famine before independence in 1943, known as the great famine of Bengal. Nobel Prize laureate Amritya Sen has also discussed the catastrophe. About 30 lacs people had died out of starvation in Benga, in Inda then.

Discuss:

Do you know who were the worst affected during Bengal famine? Agricultural labourers, fishermen, transport workers and other temporary labourers were most affected due to high increase in the rate of rice. The persons died in the famine mostly belonged to this class.

Production of rice in Bengal Province

Year	Production (lac tons)	Import (lac tons)	Export (lac tons)	Total availability
1939	79	04	-	83
1940	82	03	-	85
1941	68	02	-	70
1942	93	-	01	94
1943	76	03	-	79

Let's Discuss:

- Some people say that the Bengal famine was due to shortage of rice. Study the table and say you subscribe to this statement?
- In which year was a great decrease in food availability?

Picture: 5.3



Victims of starvation at relief centres, 1945

Picture: 5.4



A family migrating from his village during Bengal famine 1943

No famine like Bengal reoccurred in India. But it is a matter of great concern that even today in Kalahandi and Kashipur, in Orissa, there is a famine like situation for years and there are reports that the poor are dying regularly due to starvation. Reports of death have been received recently also from Plamu district of Jharkhand and from Nawada, Gaya and Munger districts of Bihar in addition to other remote areas in the grip of famine. So, for any country, food security is very essential; thought it the food supply could be ensured forever. There is adequate stock of food grains in the Indian Food Corporation (IFC) godowns of central and state governments but what needs to be done is to provide it to the poor.

In order to be self dependent during famine and other calamities, it is essential to improve the condition of the farmers. Special emphasis is required to ensure maximum income to the farmers. An enhancement is needed to the support price given to them as well. The National Food Security Mission should develop such a mechanism that is focussed on the farmers and the poor. To deal with famine and expected natural and manmade disaster, it is essential to strengthen the income of the farmers and poor people. Along with making the crop insurance scheme effective a road map should be prepared for qualitative enhancement in all wings related to agriculture, small scale industries and other trade areas so that the poor farmers could become self dependent.

Governmental and Nongovernmental contribution in Food Grain Security

Even after 61 years of independence about 40 lacs families are such that at least one member of the family has to remain hungry at least one day in a year. Our population, now, is over one hundred crores. Increasing population, unemployment and decreasing food production have making it difficult for the people to get two squares of meals. Proper use of land is a must for providing food to all. The lands remain uncultivated due to various reasons; there is wastage of agricultural produce as well. Theses things need to be taken care of. The role of governmental and nongovernmental institutions can be effective in this regard, as they can provide appropriate advice to farmers and citizens time to time.

Thanks to the positive steps of the government, we witnessed green revolution in the beginning of the seventies; since then famine like situation has not not occurred even in adverse seasons.

Due to production of various crops in the country in the last 30 years, India has become self dependent in terms of food grains. Also, there is no scarcity of food grains even in an adverse situation and availability of food grains has been ensured normally, chiefly because of the carefully prepared food security arrangement by the government.

There are two main constituents of food grains availability - **Buffer Stock** and **Public Distribution System**

Buffer Stock

The food grains, rice and wheat, procured by government through Food Corporation of India (FCI) are to be kept safely in government godowns. FCI purchases wheat and rice from the farmers of the states having surplus production. Farmers are paid pre fixed price for their produce. This price is called **minimum support price**. The government declares the support price before sowing season to give support to production of these crops. The procured grains are kept in government granaries like Food Corporation of India.

Public Distribution System

The food grains procured by Food Corporation of India are distributed among the poor class of the society through government regulated ration shops.

Picture: 5.5



Farmers making planning to stock produced food grains.

This is called Public Distribution System (PDS). The distribution centre of food grains are called as ration shop. Now the ration shop is almost, in all areas, villages, towns and cities. There are approximately 4.6 lacs ration shops in the country. The ration shops, also known as **fair price shop**, have stock of sugar, food grains, and kerosene oil to use as fuel. All these items are provided

to the people on less than the market price. Any family that holds ration card can purchase a fixed quantity of food items as 35 kilogram cereals, 5 litres of kerosene oil, 5 kg. sugar, etc, per month from their nearest ration shops.

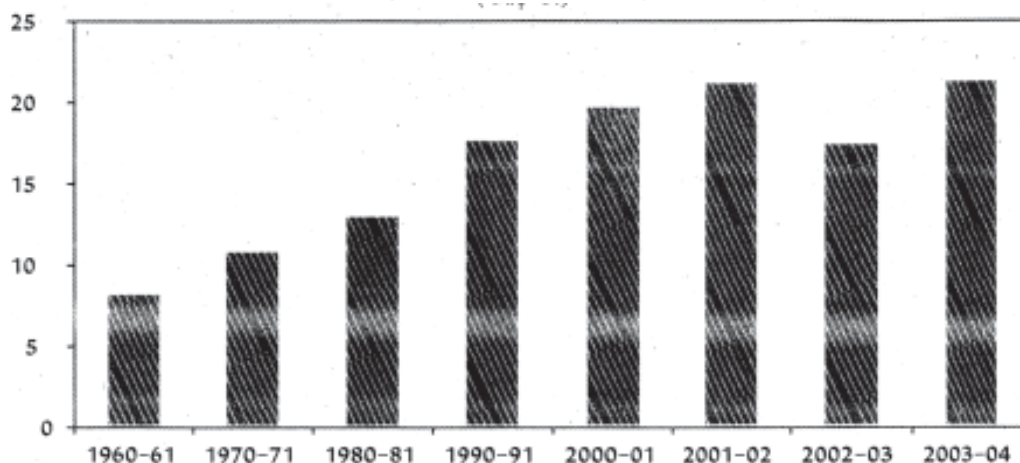
Do you know?

Why does the government create buffer stock? It is done to meet the demand in the area of shortage and to distribute food grains among the poor class on much less than the market price. It is also called as issue price. Buffer stock is helpful to fulfil the need of food grains in adverse seasons and during calamities.

Types of ration cards:

- a. **Antyodya Card** for the poorest among the poor.
- b. **Below Poverty Line Card** (BPL Card) for the people below poverty line.
- c. **(APL Card) Card for Above Poverty Line**, for other people.

Food production in India (crore ton)



Beginning of Rationing System in India:

The rationing system in India began in 1940s under the background of Bengal famine. Due to extreme food grain crisis, before green revolution, rationing system was regenerated in the decade of 60s. Keeping in view the higher level of poverty, in mid 70s according to the report of NSSO (National Sample Survey Organisation/National Sample Survey Office) the already functioning system related to food grain was more strengthened and in 1977-78 Food for Work Programme was launched. Presently, various Poverty Alleviation Programmes (PAP) are being carried out and most of them are in the rural areas. PAP increases the food security mostly. The employment programmes supports food security by increasing income of the poor.

National Food for Work Programme:

National Food for Work Programme was launched on 14 November 2004 in 150 most backward districts in country with the objectives of intensifying the supplementary labour employment. This is a programme for the rural poor in need of employment and eager to work as unskilled physical labourers. It was implemented totally as a centre sponsored programme and states have been provided cereals free of cost. Collector, being the head at the district level, is responsible for planning, implementation, coordination and supervision of the programme. In 2004-05, rupees 2,020 crores was allotted in addition to 20 lac ton food grains.



People purchasing commodities on fair price from ration shop

Antyodaya Anna Yojana

Antyodaya Anna Yojana was started in 2000. Under this programme 1 crore people belonging to below poverty line from targeted public distribution system were identified. They were selected through survey of poor families of below poverty line by Rural Development Department of the respective states. All eligible families were provided with

Do you know?

Why does the government create buffer stock? It is done to meet the demand in the area of shortage and to distribute food grains among the poor class on lower rates from market price. It is also called as issue price. Buffer stock is helpful to fulfil the need of food grains in adverse seasons and during calamities.

25 kg cereals at subsidised rates, of rupees 2 and 3 per kg. In April, 2002, the quantity of food grains was increased from 25 kg to 35 kg. Additional 50 - 50 lacs BPL families were included twice in June 2003 and August 2004 and the number of the BPL families in this programme became 2 crores.

Role of Nongovernmental Organisations:

In India, particularly in the southern and the western regions, the nongovernmental organisations and cooperative societies have been playing a very important role in food security. The cooperative societies open fair price shops to sell food grains to the poor. In Delhi, the Mother Dairy has been growing fast in providing milk and vegetables to the consumers on fixed and controlled rates by government of Delhi. Amul in Gujrat and Patna Dairy in Bihar (which is known as 'Sudha') are successful examples of cooperative societies in connection with milk and milk products. They have brought White Revolution in the country. To set up grain banks in different areas, the nongovernmental organisations organise programmes for training and capacity building to ensure food security. Grain bank programme have got recognition by Academy of Development of Science (ADS) as an innovative and successful food security programme.

Summary

- India is an agriculture based country with more than 64% population dependent on agriculture for their livelihood. Agriculture, which is the chief occupation in Bihar, plays a very important role in the development of the state.
- In Bihar, crops can be divided mainly into cash crops and food crops. The Food crops have been divided into four parts i.e. i. *Bhadai* ii. *Kharif* or *Aghani* iii. *Rabi* and iv. *Garma*. Rice is the main crop of Bihar.
- Food security in any country is ensured only when all its citizens get nutritious food. All people have capacity to purchase acceptable quality food and do not encounter any barrier in having accessing to such food. The people belonging to below poverty can always be insecure in terms of food while the rich may also be insecure during calamities. A large class of people in India is victim of insecurity of food and nutritious elements. The most affected are the landless and poor family of rural areas, the people engaged in very low income jobs, and in urban areas the temporary labourers in seasonal works. In certain areas of country, comparatively the number of unsecured people in terms of food is very large as- economically backward states with high poverty rate, remote tribal areas and the region that experience natural calamities regularly. With the aim of ensuring food supply to all class of society the government of India has prepared very cautiously a comprehensive system of food security that have two constituents: a. Buffer Stock and b. Public Distribution System. In addition to public distribution system, many other poverty alleviation programmes were started with food security as a component. Some of the programmes are: Integrated Child Development Services, Food for Work, Mid Day Meal, Antyodaya Ann Yojana, etc. In providing security the nongovernmental organisations and cooperative societies are also working in this direction apart from government's efforts.

Exercise

I. Objective Question:

Write a, b, c, or d for correct answer.

1. What is main source of livelihood for the people of Bihar?
 - a. industry
 - b. trade
 - c. agriculture
 - d. none of these
2. The most important source of irrigation?
 - a. well and tube well
 - b. canals
 - c. ponds
 - d. river
3. Wastage in state due to flood?
 - a. of crops
 - b. of human being and cattle
 - c. of house
 - d. all of the above
4. Wastage in state due to famine?
 - a. of food crops
 - b. of human being and cattle
 - c. industries
 - d. none of these
5. Which is called winter season crop?
 - a. bhadaï
 - b. kharif or aghani
 - c. rabi
 - d. garma
6. Which state in India did a horrible famine happen in 1943?
 - a. Bihar
 - b. Rajasthan
 - c. Bengal
 - d. Orissa

7. The contribution of agriculture in national income in previous years
 - a. have increased
 - b. have decreased
 - c. is static
 - d. is variable
8. Which card is useful for the poor among the poorest?
 - a. BPL card
 - b. Antyodaya card
 - c. APL card
 - d. none of these
9. Which is the source of food grain?
 - a. extensive agricultural policy
 - b. import policy
 - c. storage policy
 - d. all of the above
10. Which dairy project in Bihar has been working as nongovernmental organization?
 - a. Patna Dairy
 - b. Mother Dairy
 - c. Amul Dairy
 - d. none of these

II. Fill in the blanks:

1. Agriculture is the main source of livelihood for.....population in Bihar.
2. The.....of agriculture in Bihar is lower.
3. Irrigation has.....importance in agriculture in Bihar.
4. There areflood affected areas in Bihar.
5. Buffer stock is created by.....
6. The.....card belongs to the people below poverty line.
7.is the backbone of Indian economy.

8. The daily requirement of an industrial labour is.....calorie.
9. Thedairy is operational in Delhi.
10. Green revolution was adopted after being impressed by.....

III. Put tick mark (tick) for correct statements and crossed marks (X) for wrong statements.

1. Industry is the most important among the economy of Bihar.
2. The agriculture of Bihar is very modern.
3. There are many flood affected areas in Bihar.
4. Agriculture supplies raw materials to industries.
5. The daily minimum requirement of calorie for a teacher is 2600 calorie.
6. To maintain the quality of food there is need of special attention on the production of maximum calorie possessing food grains.
7. The slogan 'Jai Jawan-Jai Kisan' was given by Lal Bahadur Shastri.
8. Agriculture is an engine of the economy of India and Bihar.

IV. Short Answer Question:

(Answer in not more than 20 words)

1. Give four suggestions for removing the backwardness of agriculture in Bihar.
2. Differentiate between cash crops and food crops.
3. Who are the people that may be most affected by food insecurity?

4. Do you agree that green revolution made India self dependent in terms of food grains. How?
5. Why does the government create buffer stock?
6. What do you mean by public distribution system?
7. How many types are there for ration cards? Discuss.

V. Long Answer Question:

(Answer in 100 words)

1. Discuss the role of agriculture in the economy of Bihar.
2. Explain in detail the food grains and its types in Bihar.
3. What are the impacts on the food supply during calamities?
4. What did the government do to provide food security to the poor? Discuss any two programmes started on the part of government.
5. Write note on the role of the nongovernmental organisations in providing food grains and other related items.

VI. Write Notes:

- i. Minimum Support Price
- ii. Subsidy
- iii. BPL card
- iv. Buffer Stock
- v. Public Distribution System

Answer

I. Objective Question:

(1) c (2) a (3) d (4) a (5) b (6) c (7) b (8) b (9) d (10) a

II. Fill in the blank:

1. majority
2. productivity
3. great
4. so many

5. government
6. BPL
7. agriculture
8. 3600
9. Mother
10. México

III. Correct-Incorrect

1. incorrect 2 incorrect 3. correct 4 correct 5. correct 6. incorrect 7. correct 8. correct

Project Work:

1. What types of crops are grown in your area?
2. Find out, what type of relief are given to the victims of calamities in relief camp?
3. Which are the districts of Bihar that have mostly affected due to increase in water level of rivers? Display it through a map.
4. Have you ever helped the victims of famine in the form of money, food grains, clothes, medicines, etc?
5. Illustrate through a drawing, the ration shops in your area and prepare a list of the commodities received from there.
6. Why are ration shops essential? What commodities have your family purchased by a ration card. Describe it with quantity and price.

Reference:

- NCERT Economics class IX
- High school Economics - Tej Pratap Singh (Bharti Bhawan)
- Indian Economy - Bhagwan Prasad Singh
- Yojna - monthly magazine
- Economics - Dr. Suman
- Economic Survey of Bihar - 2006-07
- Census of India - 2001
- Kurukshetra - Monthly Magazine
- Indian Economy - Rudra Dutta and K. P. M. Sundram

Chapter-6

Agricultural Labourers

Introduction:

In the previous chapter we studied about agriculture as well as the food grains. We also came across with the measures of food supply particularly during natural calamities such as epidemic and earthquake.

Now, in this chapter we shall know about the producer of food grains, i.e., agricultural labour. We shall study about the problems of farmers and agricultural labourers in Bihar and find solution for their problems.

In Bihar, during farming season various types of inoccupation emerge and compel the agricultural labourers to migrate to other states in search of livelihood. During migration they suffer many types of family , social and political problems. These problems will be discussed in this chapter in detail.

Objective:

The life history of agricultural labourers is worth knowing. They change themselves according to variable seasons. What are the reasons of the change? It is our prime objective. To find out solution for the pitiable condition of the agricultural labourers is our basic aim. The main objective of our study is to throw light on the various programmes or schemes carried out for the labourers time to time by the governments of India and Bihar.

Agricultural Labourer:

Children! We shall try to know about the agricultural labourer through this picture.

Picture: 6.1



Agricultural labourers planting paddy in field

In the picture 6.1. we see some rural women planting paddy in the field. All women are working as agricultural labourer in the field of big farmers for livelihood. Therefore, they are such agricultural labourers who are '**landless**' and it is their compulsion to work as agricultural labourer to get food.

It is very important to understand the agricultural labourers. About 64% of the total population of India is engaged in agricultural sector. The condition of agricultural labourers is extremely pitiable due to rural indebtedness.

The agricultural labourer are the people working as agricultural labourer in village. According to first agriculture enquiry committee 1950-51, the agricultural labourers are those persons who are engaged in

Agricultural labourer

First Agriculture Enquiry Committee defined agricultural labourer as a person who for more than half of the total number of days in a year work as an agricultural labour. Thus the people who are engaged in agricultural work as labour in half or more than half period of his work are called agricultural labour.

agricultural work and in the total period of their work, in half of the period and more than that they work as labourer, will be called agriculture labourer.

A major portion of the rural people belongs to these agricultural labourers. Quesney 's remarks, "**Poor agriculture, poor king and poor country**", may or may not apply to other countries but it holds good to India. It does not require much effort to imagine what would be the condition of the labourers in the country where the farmers who work in others' field to get their livelihood, remain poor? They do not get enough to eat, nor do they have clothes to wear and house to live in. The agricultural labourers lacking facilities of food, clothes and shelter are forced to live the life of helplessness.

The agricultural labourers can be divided mainly in three categories-

1. The labourers working in the field - as ploughman, harvester, etc. - can be said agricultural labourers in true sense.
2. Labourers related to other agricultural activities - as well diggers, cart man, etc. They can be categorised as semi skilled labourers.
3. Labourers engaged, other than agricultural works, in additional industries like - carpenter, blacksmith. They can be called as village artisans.

The National Labour Commission has divided agricultural labourers into two classes-

1. Landless labourers – The labourers who do not have their own land for cultivation.
2. Marginal farmers – The labourers who have their own land, but in a very small quantity and most of the time they work as labourer.

From table 6.1, it is clear that in 1991 the number of agricultural labourer in Bihar was 37.1 percent in comparison to agricultural labourers in India (26.1%). In 2001 the number of agricultural labourer in Bihar was 48 percent whereas in India the percentage was 26.5.

Table: 6.1.

Ratio of agricultural labourers

Year	Bihar	India
1991	37.1%	26.1.%
2001	48.0%	26.5%

Source- Economic Survey of Bihar – 200607

Problems of agricultural labourers in Bihar:

On the one hand the problems of agricultural labourers have been increasing due to increase in population and on the other hand their conditions are very pitiable. The agricultural labourers of Bihar are very poor. Their life is full of poverty, inoccupation, exploitation, oppression and uncertainty. Their social condition is not very good. In many places they live like slaves.

The problems of agricultural labourers are numerous and some of them are as follows:

Main problems of agricultural labourers

- Lower wages
- Seasonal employment
- More working hours
- Indebtedness
- Low life standard
- Problem of residence
- Bonded labour
- Lack of auxiliary jobs
- Lack of organisation
- Inoccupation due to mechanisation in agriculture
- Lower social strata

1. **Lower wages** – The major problem of the agricultural labourers is lower rate of wages. The reports of various surveys reveal that in spite of their excess work they get very meagre wages. As they have not any option so they are compelled to work even on lower wages.
2. **Seasonal employment** – Seasonal employment is a major problem for all agricultural labourers. Actually they do not get work all year round rather they get it for some period in particular seasons. So they become

workless for at least four months in a year. Thus they have to face a longer period of inoccupation and underemployment.

3. **More working hours** – One of the major problems of agricultural labourers in Bihar is that there is no fixed timing for their work. They work 10 - 14 hours and sometimes when they remain engaged in night watch they have to do work for 24 hours.
4. **Indebtedness** – Due to their meagre wages the agricultural labourers of Bihar remain indebted all year round. So they work as a *begar* under bigger farmers.
5. **Lower life standard** – The life standard of agricultural labourer is very low. As their wages are extremely low, so they are not able to fulfil the minimum needs of food, clothes and shelter. The pity is that that they do not even get two squares of meals every day. Their clothes are tattered. There is no question of shelter.
6. **Problem of residence** – One of the problems of the agricultural labourers is the problem of residence. The labourers live in a house of mud and straw (Jhuggi) made on the landlord's plots, with the permission of the landlord. These huts are very small and the labourer can hardly stretch their legs. There is not any ventilation for light and air. So health of agricultural labourers and their children goes on deteriorating.
7. **Bonded labour** – Due to indebtedness such agricultural labourers work whole life or till the payment of debt, under their land lords, for food only. The other family members also help them in their work for which they do not get any remuneration. Such labourers are called 'Bonded Labour'. These labourers remain connected to landlords who exploit them.
8. **Lack of additional jobs** – There is lack of additional jobs in villages. If there is no production of crops due to flood, drought or famine the agriculture labourers do not have any other source of livelihood and eventually they come more and more into the grip of debt with each passing day.

- 9. Lack of organisation** – Another problem of agricultural labourers in Bihar is that they do not have their organisation. The agricultural labourers are illiterate, without knowledge and superstitious. In absence of organisation, they fail to develop the feeling of togetherness. And thus they could not raise voice for increasing wages, fixation of working hours, abolition of begari, etc.
- 10. Inoccupation due to mechanisation in agriculture** – Now machines are being used in Bihar in agriculture and therefore, inoccupation of labourers are on increase. This is a vital issue related to agricultural labourers.

Picture: 6.2



Condition of agricultural labourers

- 11. Lowe social strata** – Most of the agricultural labour in Bihar belong to scheduled castes or scheduled tribes that have been a victim for centuries. That is why they remain at the lower ladder of the social stratal.

Picture 6.2 illustrates the condition of agricultural labourers. It vindicates that the condition of the agricultural labourers in Bihar is very miserable.

In the words of Bhikhari Thakur-

*Laagal jhulaniya ke dhakka,
Balam gayeelan kalkatta.*
(With a push to swindle, the
beloved one - husband -
reached Kolkata)

The famous folk song composer Bhikhari Thakur through his folk songs tried to describe the migration of agricultural labourers. It seems suitable to present some lines of his lyric to visualise it.

Folk lyricist Bhikhari Thakur tried to explain how the people of Bihar migrated to states particularly to West Bengal, Assam, Maharashtra, Punjab, Haryana, etc. in search of job. Those days Kolkata (then, Calcutta) was very famous for jute mills. Biharis in a large number migrated there to earn livelihood for their families. Even today Bihari labourers have been making immense contribution the farming in Punjab and have been behind its success.

Similarly, the Bihar workers in search of job migrated to distant lands such as Mauritius, Trinidad, Uganda, Nepal, etc. Due to their ability and efficiency they became very famous. The example of Sir Shiv Sagar Ram Gulam is very recent. He became the first Prime Minister of Mauritius. He is called the father of the nation of Mauritius. It is noteworthy that Sir Shiv Sagar Ram Gulam belongs to Shahbad (presently Bhojpur) Bihar. The road south to Gandhi Madan, Patna, in the capital of Bihar, has been named after him in his owner.

Story of a promising child

A child born in a small village of today's Bhojpur (Arrah) district would never have realised that his family would be able to give such pride to his native state Bihar as well as his country India. This is the story of Late Mohit Ram Gulam. When the child grew up, he started to look up for a job. Due to his miserable economic condition he had to work as an agricultural labourer but it was not enough for him. He started thinking to migrate. Finally, he set out for Mauritius in search of work. He started working in Mauritius and lived in a small village

Belle Rive, with his family. The family on the basis of thier labour, honesty and work endeared themselves to the people of Mauritius. Mohit Ram Gulam was blessed with a son named Shiv Sagar Ram Gulam. The child was very promising. Be it a field of education or politics, he remained on the top. He became a famous leader of Mauritius. Later on he was honoured with the title of 'Sir'. Now he became famous as Sir Shiv Sagar Ram Gulam. He was credited to be the first Prime Minister of Mauritius. Children! Sir Shiv Sagar Ram Gulam is called father of the nation in Mauritius like Gandhi ji is called father of the nation in India. Even today Shri Navin Chandra Ram Gulam , the son of Sir Shiv Sagar Ram Gulam and the Prime Minister of Mauritius, is keeping the legacy of his father intact.

Picture: 6.3



Sir Shiv Sagar Ram Gulam -
The promising child

Migration of agricultural labourers:

Thus we see that there are several problems related to agricultural labourers in Bihar. Their condition is extremely bad. The problems of poverty, unemployment have taken them under grip , compelling them to suffer from inferiority complex.

Picture: 6.4



A family migrating in search of work

And due to these reasons they migrate to other states in search of employment. **Moving from one place to another in search of work is called Migration.** Presently it has come to notice that in search of work mostly agricultural labourers have been migrating to Punjab, Haryana, Assam, Delhi, Kolkata, Mumbai, etc. Picture 6.4 specifies how a family is migrating in search of work.

The agricultural labourers view this migration as a disgrace and simultaneously various problems have been emerging out of the migration of the agricultural labourers. On the one hand the number of agricultural labourer has started decreasing and on the other hand there is great scarcity of labours for agricultural work. At the same time the Bihari Labourers are being exploited in other states. In Punjab, Haryana and other states Bihari agricultural labourers are forced to work till late hours. Only recently in 2007 the Bihari labourers were ill-treated in Assam. Several labourers were killed. Thus the Bihari Labours started returning to their home state. A similar situation occurred in Mumbai in

2008. Bihari labours were beaten up badly and brutally killed. Such incidents instilled feeling of fear among Bihari labourers and this was a serious problem.

Picture: 6.5



Labourers migrating due to Kosi flood

In this backdrop, the economic development programme in Bihar, at present, is very commendable. After the oppression and tyranny of Biharis (who were called *Bhaiyya* as a mark of disregard) in Mumbai, the statement of Bihar Chief Minister Shri Nitish Kumar is of great importance. He said” **Whosoever Bihari labour has gone to other states, come back to Bihar. There will be no dearth of job for them. The government will treat them in a better way**”. The statement influenced immensely the Bihari labourers living in other states and they started moving back to their motherland. It is a matter of happiness that very shortly there will be smile on the faces of Bihari labourers.

Natural calamity is also one of the reasons of migration. Agricultural labourers migrate also due to flood and drought. The recent Kosi flood changed

the condition of Bihar. It is evident from the picture 6.5., how flood affected agricultural labourers and other people are migrating to other places.

Solution for the problems:

We have learnt that the problems of agricultural labour are the reason of their migration. And their migration cannot be checked fully unless we have concrete remedies for them.

Their problems can be solved through the ways mentioned below:

1. Development of agricultural based industries-

To solve the problems of agricultural labourers in Bihar, agricultur based industries should be developed so that the agricultural labourers could get job during off season to increase their income and make their lives better.

2. Development of small and cottage industries-

There will be development of small and cottage industries in rural areas along with agricultural industries to provide work to landless workers to earn money.

Solution for the problem

- Development of agriculture based industries
- Development of cottage and small scale industries
- Proper implementation of minimum wages law
- Fixation of working hours
- Reform in working conditions
- Construction of houses
- Establishment of agricultural labour welfare centres
- Establishment of rural employment centres
- Arrangement of land for agricultural labourer
- Arrangement for suitable organisation for agricultural labourer
- Establishment of cooperative institutions
- Extension of education
- Bhoo Daan (Land gift)

3. **Proper implementation of minimum wages law** – In all states of India including Bihar minimum wages is in force with a provision to pay minimum wage to labourers. But less wages are paid to them. Therefore, minimum wages law should be implemented in a proper way.
4. **Fixing working hour**- The working hour for agricultural labourers should be fixed. There should be provision of extra payment in case of overtime work.
5. **Reform in working condition** – There should be reform in the service conditions of the agricultural labourers. They should be entitled to avail of leave time to time. And in case of any accident during work, workers should be given proper support and help.
6. **Construction of houses** – Construction of houses should be made in villages and provided to agricultural labourers.
7. **Establishment of agriculture labour welfare centres** – In villages, at block level agriculture labour welfare centres should be established so that labourers could receive medical help for any hurt and disease.
8. **Establishment of rural employment centres** – Employment centres should be established in rural areas so that they could get correct information regarding employment and go urban areas to get jobs.
9. **Arrangement of land for landless agricultural labourers** – Making reforms in land settlement, efforts could be done to provide additional land to agricultural labourer. The barren and waste land should be made cultivable and distributed among them.
10. **Arrangement of suitable organisation for agricultural labourers** – An organisation should be established for agricultural labourers so that their exploitation be checked. Through the organisation they could say their problems and welfare schemes could be implemented in their favour.

11. Establishment of cooperative institutions – Such cooperative institutions should be established that can provide loan to labourers with facilities of repayment of loan in instalments. The rate of interest on such loans should be lower.

12. Extension of education – It is a matter of great pity that the children of agricultural labourers in Bihar do not go to school even today and look after the cattle of the landlords. When they do not have work in villages they move towards urban areas and clean utensils in hotels. It is a matter of great shame. The little children should not be indulged in such activities. Wide extension and publicity of education can be helpful in solving their problems.

13. Bhoo Daan (Land gift) – The programme started by Acharya Vinoba Bhave with a view to solving the problems of landless agricultural labourers is called 'Bhoo Daan'. He started the movement for distribution of land among the landless labourers by seeking additional land from big landlords. Though many landlords donated their useless lands yet this programme developed self-confidence and courage among labourers. Therefore, together with land the agricultural labourers should be provided with high yielding variety of seeds and fertilizers.

Government Effort:

Our government has taken several measures to solve the problems of agricultural labourers. Some of them are as follows:

- i. **Minimum wages act, 1948** was implemented in agricultural sector as well. In all states of India including Bihar, the minimum wages was fixed for agricultural labourers.
- ii. **In all five year plans** provision has been made for providing free of cost land to landless labourers for constructing house.

- iii. After **abolition of zamindari system** several plots of additional land were distributed among landless workers. Even under BhooDaan movement some plots were gifted to the landless labourers.
- iv. **Bonded labour system was abolished** during emergency in 1976 by an act. Now any landlord found having bonded labour are punished. Many landlords have been arrested in Muzaffarpur for continuing with such practices.
- v. The surplus land procured after the implementation of **land ceiling** and barren land is being distributed among the agricultural labourers.
- vi. For **development of cottage and small scale industries** government has established **industrial villages in rural areas**.
- vii. **Agriculture service committee** has been established for providing **financial facilities**.
- viii. Different states have made **law** with the objective to make landless labourers **free from old loan**.
- ix. The central government has appointed a **permanent committee** for agricultural labourers.
- x. Similarly government has started **RLEGP** and **NREGA** with a view to reforming and increasing job opportunities for rural landless workers.
- xi. The exploitation of children of agricultural labourers has been declared crime under **Child Labour Prevention Act**.
- xii. Besides, our government has adopted several measures in five year plans to **ameliorate the condition** of agricultural labourers.

Summary

In this chapter we discussed about agricultural labourers and also who is called an agricultural labourer? What are the types of agricultural labourers? What are their problems in Bihar? How can their migration be checked by taking care of their problems? For this, we have given many suggestions and the means adopted by the government have also been mentioned.

The direction of the steps taken by the government for improving condition of agricultural labourers is right but not sufficient. For this there are three things to be taken into consideration:

1. The steps taken by the government should be spread fast so that more and more agricultural labourers could be benefited.
2. More funds should be obtained for these programmes so that the lack of source should not come in its way.
3. Only formulation of such programmes is not enough; proper managing of the implementation of these programmes is essential.

Permanent improvement can be expected by adopting small industries in rural life. To augment the hunger of land is not right in view of future economic development. It is not essential that landless labours should be settled on land. Instead of land the agricultural labourers should be provided employment. It is expedient to adopt scientific agriculture and minimise the burden of population on land and the additional population could be driven towards capital creation for economic development and the useless labour force could become producers. The large labour force of villages should be utilised in works such as making embankments, conservation of soil, forestation, road construction, digging of canals, etc. The migration of agricultural labourers can be checked and their condition should be improved by providing them employment opportunities and by implementing NREGA in all districts of Bihar properly and effectively. In this connection Agriculture Reform Committee rightly said “**non inclusion of problems of agricultural labourers in any programme of agricultural reform is as a horrible wound that is left out without dressing**”.

Exercise

I. Objective question:

(Write only a, b, c, or d for correct answer)

1. The number of agricultural labourers in 2001 was.....
(a) 48% (b) 42% (c) 52% (d) 26.5%
2. In 1991 the number of agricultural labourers in Bihar was.....
(a) 26.1% (b) 37.1% (c) 26.5% (d) 37.8%
3. Agriculture labourers of Bihar are-
(a) uneducated
(b) educated
(c) learned
(d) skilled
4. Generally the agricultural labourers can be divided into following categories
(a) Three
(b) Two
(c) Four
(d) Five
5. The labourers who have no their own land for cultivation are called
(a) marginal farmer
(b) big farmer
(c) landless labourers
(d) landlord

II. Fill in the blanks:

1. The labourers who do agriculture related works are called.....
2. Quesne said- poor agriculture, poor king and poor.....
3. Agricultural labourers in Bihar mostly belong to..... and backward castes.
4. In Bihar now.....are being used in agriculture.
5. The agricultural labourers of Bihar are.....towards other states in search of job.

III. Short answer question:

(In not more than 50 words)

1. What do we mean from agricultural labourers?
2. In how many categories can agricultural labourers be divided?
3. Who will be called agricultural labourers?
4. Give definition of bonded labour.
5. Tell the meaning of migration.
6. Throw light on Bhoo Daan movement.

IV. Long answer question:

(Answer in 100 words)

1. Mention the present condition and problems of agricultural labourers in Bihar.
2. Why are the problems of agricultural labourers in Bihar increasing rapidly? Mention the ways for improvement their conditions.
3. Throw light on the necessary measures for solving the problems of Bihari agricultural labourers.
4. Throw light on the government efforts done for improving the condition of agricultural labourers.
5. Focus on the problems emerged in Bihar out of migration of agricultural labourers. How can it be resolved?

Answer

I. Objective question:

1. a
2. b
3. a
4. a
5. c

II. Fill in the blanks:

1. agricultural
2. country
3. scheduled caste
4. machine
5. migration

III. Project work:

1. Conduct a survey of 10 families of agricultural labourers in your village.
2. Write a story on a migrating family.
3. When, where and how migration happens? Present a brief *nukkad natak* (street play) in context of famous folk lyricist Bhikhari Thakur.

Reference

- Economic survey of Bihar – 2006-07
- Economic Survey of India – 2005-06
- Department of agriculture, government of Bihar
- Census of India 2001
- Indian Economic system – Rudra Dutta and K.P. Sundran
- Analysis of Indian Economic Problems – Devendra Prasad Singh
- Indian Economy – Bhagan Singh
- Yojna – monthly magazine
- N.C.E.R.T. – class IX Economics
- Kurukshetra – monthly magazine